



# Liberty Furniture

INDUSTRIES, INC

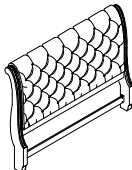
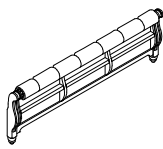
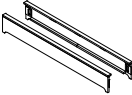


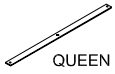

## ASSEMBLY INSTRUCTION

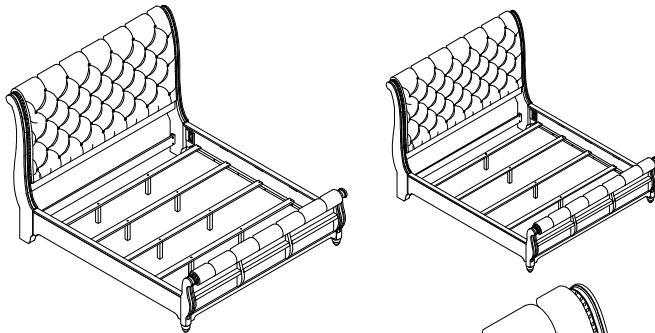
Item#: **615-BR22HU-BR22FU/BR92**  
**615-BR21HU-BR21FU/BR92**

DESCRIPTION: **KING UPH SLEIGH HEADBOARD**  
**KING UPH SLEIGH FOOTBOARD**  
**QUEEN UPH SLEIGH HEADBOARD**  
**QUEEN UPH SLEIGH FOOTBOARD**  
**SLEIGH BED RAILS**








Thank you for purchasing this quality product. Be sure to check all packing material carefully for small parts which may have come loose inside the carton during shipment. Identify and count all parts and compare with the parts List Below:

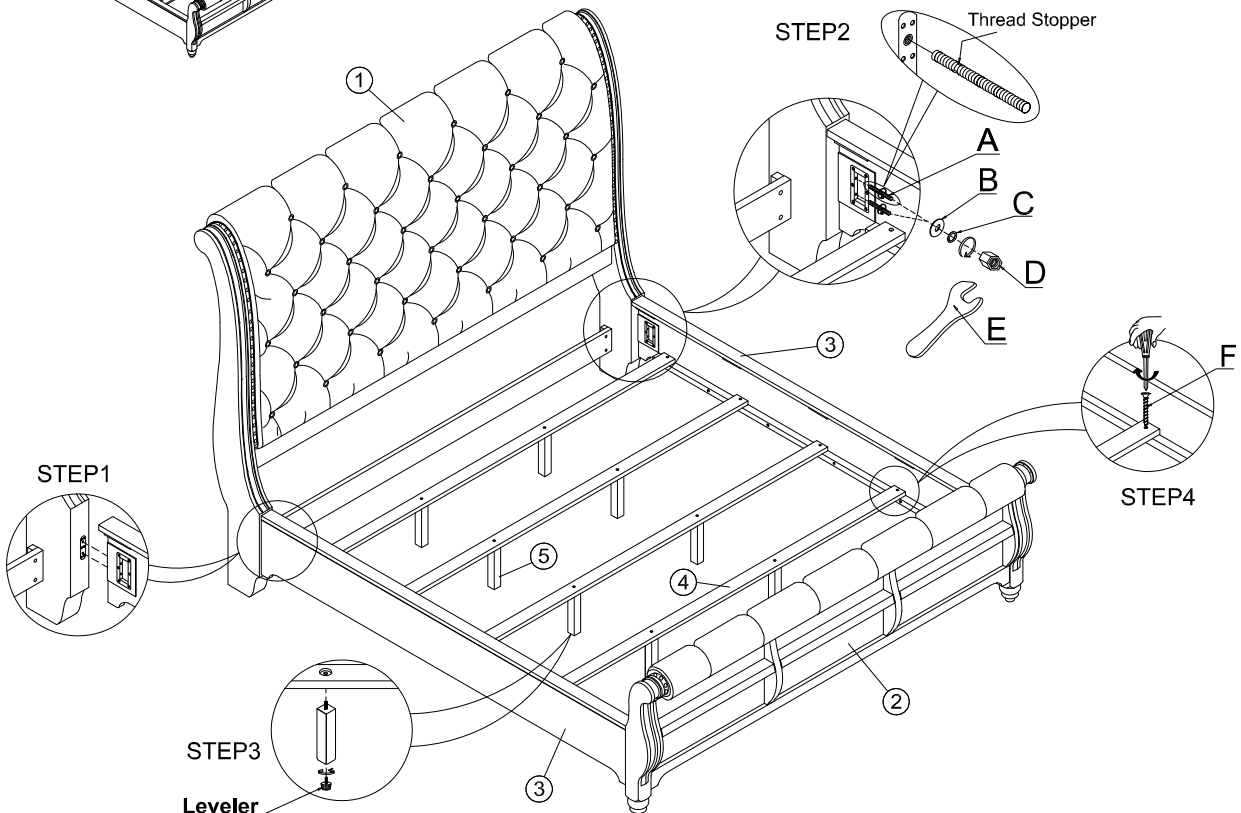
**PART LIST:**

 UPH HEADBOARD: 1PC	 UPH FOOTBOARD: 1PC	 SIDE RAIL: 2PCS	 KING BED SLATS: 5PCS	 KING BED SUPPORT LEGS: 10PCS
			 QUEEN BED SLATS: 4PCS	 QUEEN BED SUPPORT LEGS: 4PCS



⑥

HARDWARE LIST			
NO.	Drawing	Description	Q'ty
A		Threaded Bolt Ø5/16" X3-1/2"	8pcs
B		Flat washer (Ø5/16"x19mm)	8pcs
C		Spring washer (Ø5/16")	8pcs
D		Hex Nut (Ø5/16")	8pcs
E		Ø5/16" Wrench(12mm)	1pc
F		Wood screw Ø8 x 1"(for King Bed)	10pcs
G		Wood screw Ø8 x 1"(for Queen Bed)	8pcs



### CLEANING INSTRUCTION