


CIT367XM

36-INCH LIBERTY® INDUCTION COOKTOP

MASTERPIECE® SERIES, SILVER MIRRORED FINISH, FRAMELESS



Also Available:

CIT367XG - Titanium Gray Glass, Frameless

CIT367XGS - Titanium Gray Glass with Stainless Steel Frame

CIT367XMS - Silver Mirrored Finish with Stainless Steel Frame

FEATURES & BENEFITS

- ★ - 3 extra-large Liberty® cooking zones allows more space and flexibility in placing larger cookware
- ★ - HeatShift® feature has three preset heat zones that allows you to change the power level by simply moving the pot across the cooking zone
- ★ - MoveMode® feature allows easy transfer of settings without having to reset power levels when moving a pot across the cooktop
- ★ - Silver mirrored finish creates a stunning and unique design statement for the contemporary kitchen
- ★ - Connected Experience powered by Home Connect® — easily monitor and view the status of your cooktop from the app, and get remote diagnostics when you need help

GENERAL PROPERTIES

Controls	Touch Controls
Home Connect® (Wi-Fi Enabled)	Yes

ELEMENT PERFORMANCE

Power of Full Surface Heating Element	3,300 W
Power of Full Surface Heating Element (In Boost)	3,700 W
Power of Front Left Heating Element	2,200 W
Power of Front Left Heating Element (In Boost)	3,600 W
Power of Back Left Heating Element	2,200 W
Power of Back Left Heating Element (In Boost)	3,600 W
Power of Center Heating Element	3,300 W
Power of Center Heating Element (In Boost)	3,600 W
Power of Front Right Heating Element	2,200 W
Power of Front Right Heating Element (In Boost)	3,600 W
Power of Back Right Heating Element	2,200 W
Power of Back Right Heating Element (In Boost)	3,600 W
Burners With Booster	All 5

ELEMENT SIZE

Dimension of Front Left Heating Element	7 1/2" x 9"
Dimension of Back Left Heating Element	7 1/2" x 9"
Dimension of Center Heating Element	11 1/4" x 9 1/2"
Dimension of Back Right Heating Element	7 1/2" x 9"
Dimension of Front Right Heating Element	7 1/2" x 9"

TECHNICAL DETAILS

Watts (W)	10,800 W
Circuit Breaker (A)	50 A
Volts (V)	208 / 240 V
Frequency (Hz)	60 Hz
Plug Type	No Plug
Conduit	39" Flexible 3-Wire
Energy Source	Electric

DIMENSIONS & WEIGHT

Overall Appliance Dimensions (HxWxD) (in)	1/4" + 4" x 37" x 21 1/4"
Required Cutout Size (HxWxD) (in)	4" x 34 7/8" x 19 7/8"
Minimum Distance From Counter Front (in)	2 1/2"
Minimum Distance From Rear Wall (in)	2 3/8"
Net Weight (lbs)	55 lbs

WARRANTY

Limited Warranty, Entire Appliance, Parts and Labor	2 Year
---	--------

†To be fully ADA compliant, these units must be installed according to ADA guidelines. Please check current ADA requirements for guidance on installation.

CIT367XM

36-INCH LIBERTY® INDUCTION COOKTOP

MASTERPIECE® SERIES, SILVER MIRRORED FINISH, FRAMELESS



ACCESSORIES (OPTIONAL)



CHEFSPAN08
10" Stainless Steel Pan



TEPPAN1013
Griddle Style Teppanyaki
10" x 13"



TGRILLPANX
Non-Stick Induction Grill
9" x 17"

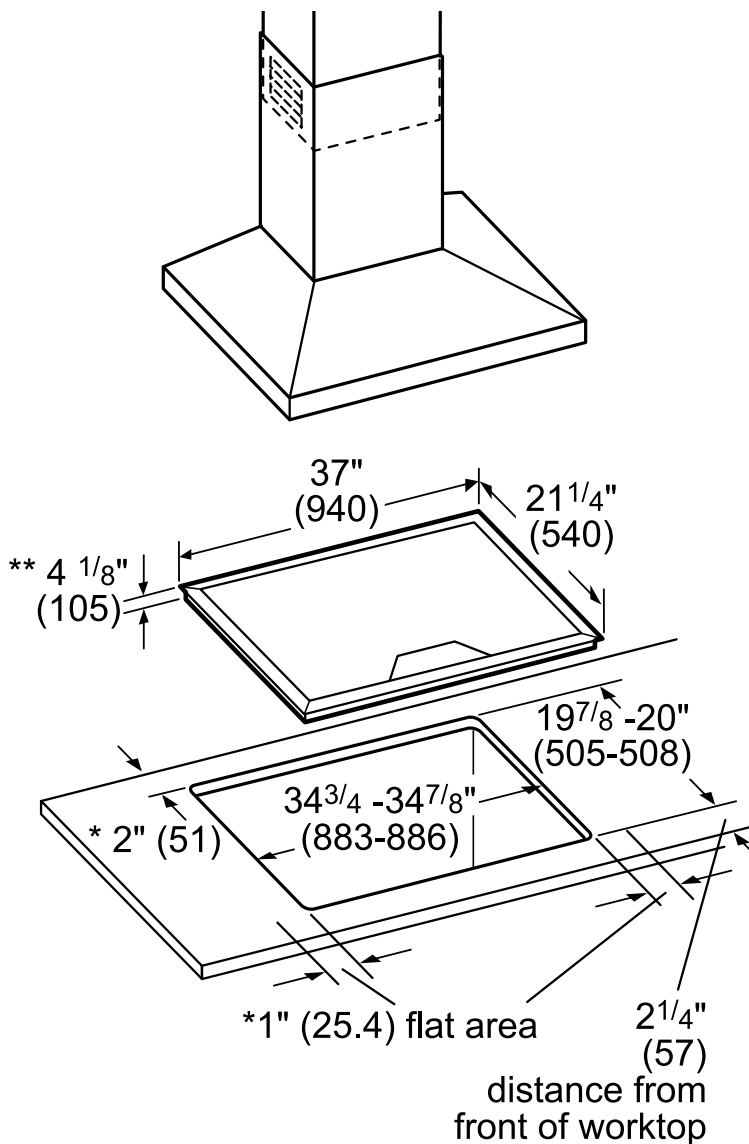


TEPPAN1016
Griddle Style Teppanyaki
10" x 16"



TROASTERT
Stainless Steel Roaster Pan
10" x 16"

36-INCH COOKTOP AND CUTOUT DIMENSIONS



NOTE: The work surface should be horizontal and level. The stability of the countertop should be confirmed even after making the cutout.

* Minimum distance from cut-out to the wall
** Recessed depth (includes 1" air clearance)

measurements in inches (mm in brackets)

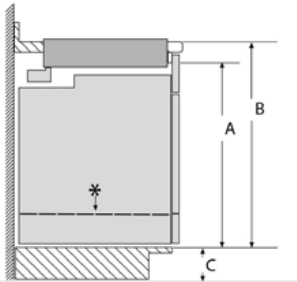
CIT367XM

36-INCH LIBERTY® INDUCTION COOKTOP

MASTERPIECE® SERIES, SILVER MIRROR FINISH, FRAMELESS



INSTALLATION ABOVE A THERMADOR WALL OVEN



Product Type	A Inches (mm)	B min. Inches (mm)	C max. Inches (mm)
Conventional Oven	28 1/4 (718)	31 1/4 (794) min.	4 3/4 (121)
Steam Oven	25 1/16 (636)	28 1/16 (713)	7 15/16 (202)
Steam Oven with 4" Storage Drawer*	28 1/4 (718)	31 1/4 (794) min.	4 3/4 (121)
Microwave / Speed Oven	19 1/4 (488)	24 (609) min.	12" (306)
Microwave / Speed Oven with Warming drawer*	28 1/4 (718)	31 1/4 (794) min.	4 3/4 (121)

When installing an oven or oven with a drawer in combination with a cooktop, a minimum distance between the cabinet floor and countertop (B) is required. Reference the table for dimensions. Refer to the oven installation guide for all other measurements.

These warranties give you specific legal rights and you may have other rights that vary from state to state. Limited warranty from date of delivery. For complete warranty details, refer to your Use & Care manual, or ask your dealer.

Specifications are for planning purposes only. Refer to installation instructions and consult your countertop supplier prior to making counter opening. Consult with a heating and ventilation engineer for your specific ventilation requirements. For the most detailed information, refer to installation instructions accompanying product or write to Thermador indicating the model number. Specifications are correct at time of printing. Thermador reserves the right to change product specifications or design without notice. Some models are certified for use in Canada. Thermador is not responsible for products that are transported from the U.S. for use in Canada.