

# CMSU2304X



Product family	Coffee machine
Type	Automatic
Category	Compact



## Aesthetic

Aesthetics	Classic	Stainless steel type	Brushed
Color	Stainless steel	Glass	Eclipse
Finishing	Fingerprint-proof	Logo	Embossed








## Controls



Display	4.3" SoftTouch color	Display languages	IT, GB, FR, NL, SP, PT, SWE, RU, DE, DK, PL, NO, FI, TR, ET, KK, UK
No. of display languages	17	Control setting type	Touch controls

## Program / Functions

Beverage settings	
Single coffee	
Double coffee	
Pre-heat infuser function	Yes
Automatic cappuccino maker with separate milk tank	Yes
Hot-water function	
Pre-ground coffee option	
Adjustable coffee intensity	

Variable coffee size	
Adjustable cappuccino foam	
Pre-set automatic switch-on	
Automatic rinse	
Automatic descaling	
Variable coffee temperature	
Adjustable coffee grinder	
Water hardness	Yes
Lack of water signal	Yes
Child lock	Yes
Showroom mode	Yes

## Technical Features



Coffee granules compartment	Yes	Heating system	Thermoblock + Steamer
Ground coffee compartment	Yes	Coffee grinder	Pro-style stainless steel conical grinder
Removable water container	Yes	Pump pressure	217.6 psi
Coffee grounds container	14 single, 7 double	Water container capacity	0.6 gal
Height-adjustable coffee dispenser	Yes, 3 3/8" to 5 5/8"	Coffee bean container capacity	12.3 oz
Steam dispenser	Yes	Lighting	LED
Drip tray	Yes	Lights	4
Removable milk jug	Yes	Installation	On telescopic guides with soft close
Thermal carafe	Stainless steel, auto-clean system, 17 fl oz capacity	Frontal	Yes
Cup holder	Yes, warmed		

























## Electrical Connection

Nominal power	1350 W	Frequency (Hz)	60 Hz
Current	12.2 A	Power cord length	70 7/8 "
Voltage	120 V		

## Logistic Information

Width	23 7/16 "	Height	17 15/16 "
Depth	18 1/2 "		

## Symbols glossary

	Rinsing: There is an automatic rinsing with hot water when the coffee machine is switched on.		Automatic switch on: It is possible to program automatic switch on of the machine to make it ready for use by the required time.
	Brewing temperature between 88 and 96°C.		Three levels adjustable coffee temperature to taste the coffee on the temperature desired.
	Semiprofessional steamer with a dedicated heating element to manage the steam outlet. Suitable for recipes such as hot chocolate, punch, bombardino, vin brulé.		Types of coffee: You can prepare the following types of coffee: Ristretto-Corto (small portion) / Normale (medium portion) / Lungo (large portion)
	The double coffee function makes possible to prepare two espresso at the same time with just one infusion cycle.		Coffee beans: You can use coffee beans in the coffee machine with the possibility to adjust the coarseness of grind.
	Integrated cup warmer.		Descaling function: Is essential to remove excess deposits of limestone in the tank and allow the proper operation of the product. The need to perform this operation is signaled by the product itself.
	Fingerprint proof stainless steel: Fingerprint proof stainless steel keeps stainless steel looking as good as new.		Frontal approach: it possible to reach every point in the machine and extract any components with a single hand use.
	Milk froth temperature 60°C.		Conical stainless steel coffee grinder.
	Ground coffee: You can use ground coffee or coffee beans in the coffee machine with the possibility to adjust the coarseness of grind.		Compact appliances with a height of 45 cm - perfect solution to meet the functional requirements of kitchen sets of small height. Available in several types and in different styles.
	Hot water: Coffee machine can make hot water for tea or other hot drinks		5 levels adjustable coffee intensity. This function makes possible to adjust the quantity of beans grounded in any infusion cycle.
	Five levels adjustable coffee length: espresso, normal, long, extra long and Americano.		13 levels adjustable grinder.
	The machine guarantees to create different drinks: espresso, coffee, long, 2 x espresso, espresso macchiato, americano, cappuccino, cappuccino mix, caffelatte, latte macchiato, hot milk, flat white, hot water.		The milk froth is adjustable through the thermal carafe knob.
	Stainless steel thermal carafe. It guarantees to maintain longer the milk fresh. Fitted with an auto-clean system and a knob to adjust the milk froth, it can be washed in the dishwasher.		Touch controls: Easy to use touch controls allow the appliance to be programmed at the touch of a button.

---

## Benefit (TT)

---

### **TFT Touch Display**

Intuitive and practical full-touch display for easy navigation through options and quick selection of your desired beverage

### **Favorites Function**

'Favorites' function to save and recreate preferred drinks with a single touch, customizing intensity and quantity

### **Coffee compatibility**

Compatible with both coffee beans and ground coffee, ideal for switching between blends, including decaf

### **Stainless steel conical grinder**

Stainless steel conical grinder with 13 adjustable levels for uniform grinding that preserves the full aroma

### **Thermoblock heating system**

Increased speed of machine preparation and precise control of the water temperature for coffee brewing, thanks to a thermoblock heating system

### **13 beverages**

13 different beverages with just three ingredients - coffee, milk, and water - for a varied and always perfect experience

### **Easy cleaning**

Front-accessible components for effortless cleaning and maintenance