

CMSU4303X



Product family
Type
Category


Coffee machine
Automatic
Compact



Aesthetic

Aesthetics	Classic	Stainless steel type	Brushed
Color	Stainless steel	Glass	Eclipse
Finishing	Fingerprint-proof	Logo	Embossed

Controls



Display	4.3" SoftTouch color	No. of controls	2
No. of display languages	17	Control knobs	Classic
Display languages	IT, GB, FR, NL, SP, PT, SWE, RU, DE, DK, PL, NO, FI, TR, ET, KK, UK	Control knobs color	Stainless steel effect
Control setting type	Touch controls		

Technical Features



Coffee granules compartment	Yes	Heating system	Thermoblock + Steamer
Ground coffee compartment	Yes	Coffee grinder	Pro-style stainless steel conical grinder
Removable water container	Yes	Pump pressure	217.6 psi
Coffee grounds container	14 single, 7 double	Water container capacity	0.7 gal
		Coffee bean container capacity	12.3 oz

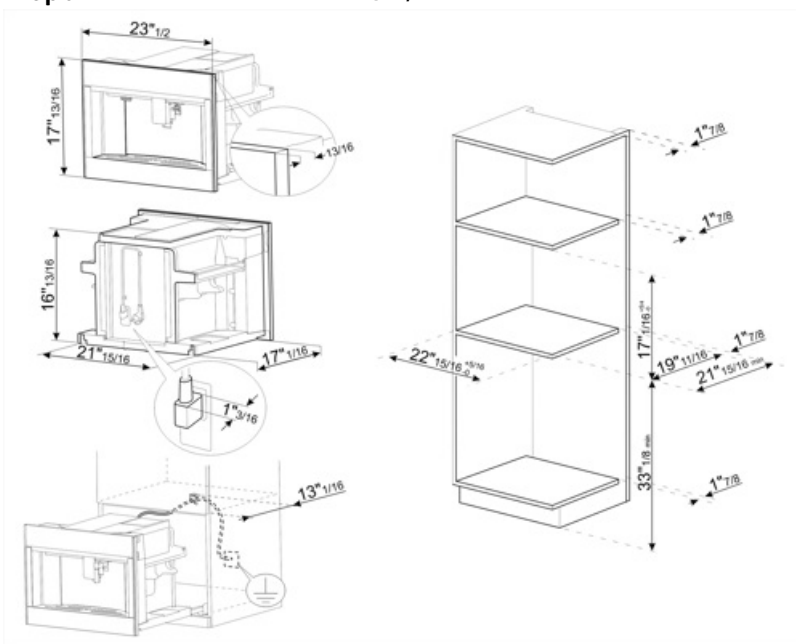
Height-adjustable coffee dispenser	Yes, 3 3/8" to 5 5/8"	Lighting	LED
Steam dispenser	Yes	Lights	4
Drip tray	Yes	Installation	On telescopic guides with soft close
Removable milk jug	Yes	Frontal	Yes
Thermal carafe	Stainless steel, auto-clean system, 17 fl oz capacity		
Cup holder	Yes, warmed		

Electrical Connection






















Nominal power	1350 W	Frequency (Hz)	60 Hz
Current	12.2 A	Power cord length	70 7/8 "
Voltage	120 V		

Logistic Information

Width	23 7/16 "	Height	17 15/16 "
Depth	18 1/2 "		



Symbols glossary (TT)

 <p>Rinsing: There is an automatic rinsing with hot water when the coffee machine is switched on.</p>	 <p>Automatic switch on: It is possible to program automatic switch on of the machine to make it ready for use by the required time.</p>
 <p>Three levels adjustable coffee temperature to taste the coffee on the temperature desired.</p>	 <p>Semiprofessional steamer with a dedicated heating element to manage the steam outlet. Suitable for recipes such as hot chocolate, punch, bombardino, vin brulé.</p>
 <p>Types of coffee: You can prepare the following types of coffee: Ristretto-Corto (small portion) / Normale (medium portion) / Lungo (large portion)</p>	 <p>The double coffee function makes possible to prepare two espresso at the same time with just one infusion cycle.</p>
 <p>Coffee beans: You can use coffee beans in the coffee machine with the possibility to adjust the coarseness of grind.</p>	 <p>Integrated cup warmer.</p>
 <p>Descaling function: Is essential to remove excess deposits of limestone in the tank and allow the proper operation of the product. The need to perform this operation is signaled by the product itself.</p>	 <p>Frontal approach: it possible to reach every point in the machine and extract any components with a single hand use.</p>
 <p>Conical stainless steel coffee grinder.</p>	 <p>Ground coffee: You can use ground coffee or coffee beans in the coffee machine with the possibility to adjust the coarseness of grind.</p>
 <p>Compact appliances with a height of 45 cm - perfect solution to meet the functional requirements of kitchen sets of small height. Available in several types and in different styles.</p>	 <p>Hot water: Coffee machine can make hot water for tea or other hot drinks</p>
 <p>5 levels adjustable coffee intensity. This function makes possible to adjust the quantity of beans grounded in any infusion cycle.</p>	 <p>Five levels adjustable coffee length: espresso, normal, long, extra long and Americano.</p>
 <p>13 levels adjustable grinder.</p>	 <p>The machine guarantees to create different drinks: espresso, coffee, long, 2 x espresso, espresso macchiato, americano, cappuccino, cappuccino mix, caffelatte, latte macchiato, hot milk, flat white, hot water.</p>
 <p>The milk froth is adjustable through the thermal carafe knob.</p>	 <p>Stainless steel thermal carafe. It guarantees to maintain longer the milk fresh. Fitted with an auto-clean system and a knob to adjust the milk froth, it can be washed in the dishwasher.</p>
 <p>Touch controls: Easy to use touch controls allow the appliance to be programmed at the touch of a button.</p>	