

CSOP3050CM/S

FEATURES

The elegant, modern aesthetics pair perfectly with a full suite of similarly styled Sub-Zero, Wolf, and Cove appliances

Contemporary styling features a completely handleless look that incorporates a motorized door system

Full-color touchscreen simplifies use

The door opens and closes quietly for an elevated experience

Save up to 50 personalized recipe presets for quick access to your favorite go-to meals

Cooking modes include Steam, Convection, Broil, Slow Roast

Oven features a 1750-watt recessed broil element with multiple settings

2.4 cubic-foot oven cavity allows multiple dishes to be placed side by side at once

1889-watt dual convection system ensures even, multi-rack baking and consistent results

Three full-extension rack positions and one standard position allow easy access and increased cooking flexibility

Plumbed water supply provides continuous steam cooking

The temperature probe alerts you when your dish has reached the desired temperature

ACCESSORIES

Broiler Rack

Descaling Solution

Enameled Broiler Pan

Perforated Pan - 12 3/4" x 1 1/2" x 7"

Perforated Pan - 24 3/4" x 1 3/8" x 14 1/2"

Solid Pan - 12 3/4" x 1 1/2" x 7"

Solid Pan - 24 3/4" x 1 3/8" x 14 1/2"

Standard Oven Rack

Temperature Probe

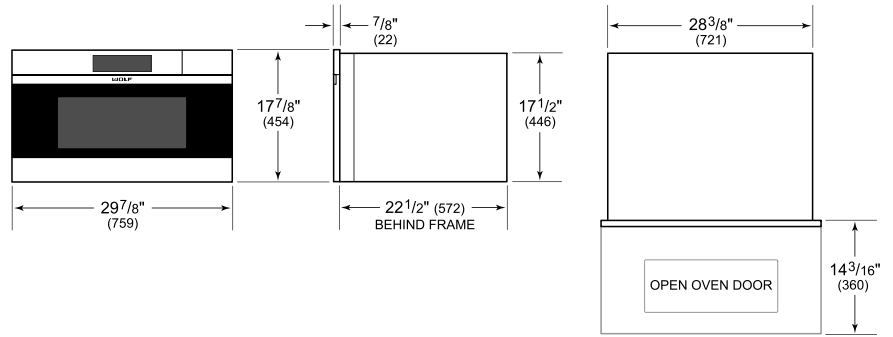
Accessories available through an authorized dealer.
For local dealer information, visit subzero-wolf.com/locator.



PRODUCT SPECIFICATIONS

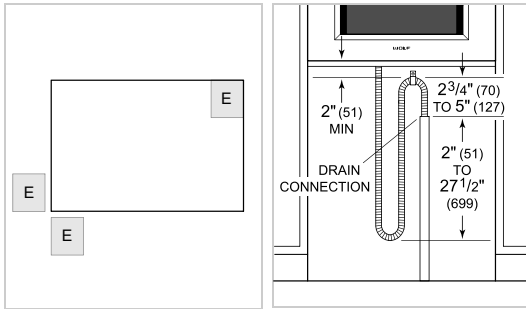
Model	CSOP3050CM/S
Dimensions	29 7/8"W x 17 7/8"H x 22 1/2"D
Oven Interior Dimensions	25 1/4"W x 10 3/4"H x 15 1/8"D
Overall Capacity	2.4 cu. ft.
Usable Capacity	1.8 cu. ft.
Door Clearance	14 3/16"
Weight	91 lbs
Electrical Supply	240/208 VAC, 60 Hz
Electrical Service	20 amp dedicated circuit
Drain Line TestSpec	10' (3 m) corrugated drain tubing
Plumbing Supply	6.5' (2 m) braided tubing with 3/8" female compression fitting
Plumbing Pressure	15–145 psi
Conduit Length	4 Feet

DIMENSIONS



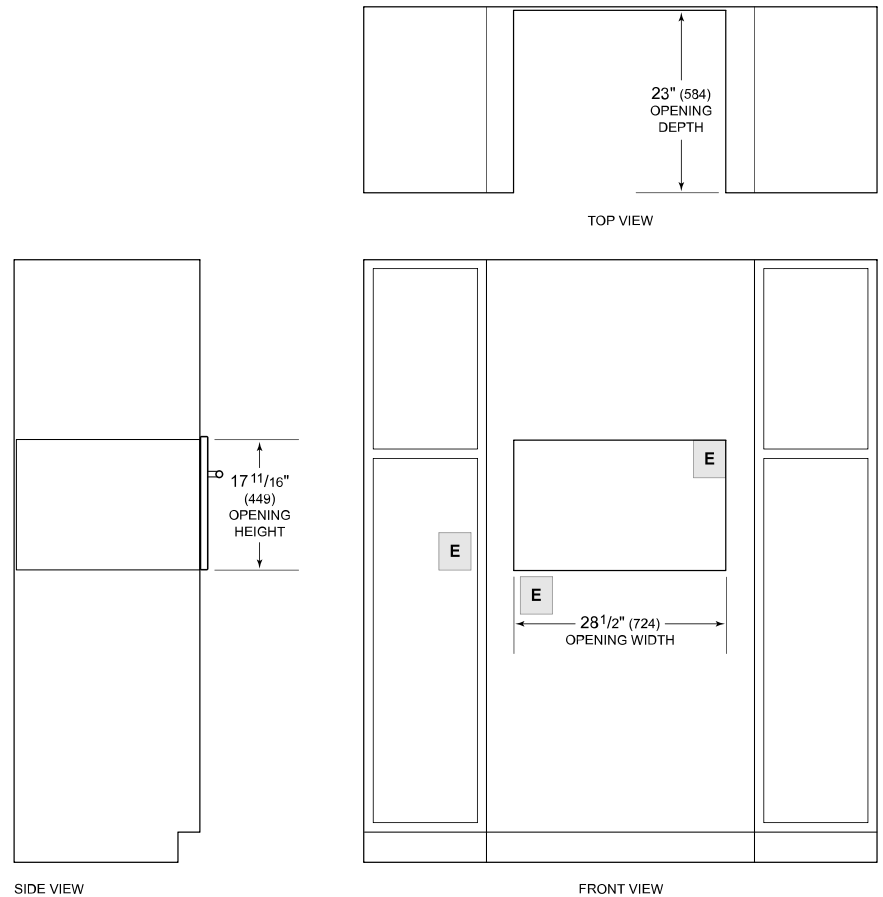
ELECTRICAL

PLUMBING



NOTE: Dimensions in parenthesis are in millimeters unless otherwise specified

STANDARD INSTALLATION



NOTE: Location of electrical supply within opening may require additional cabinet depth.