

DEU1550W



FEATURES

- Fully customizable exterior—accepts custom panels for an integrated look within cabinetry or stainless-steel accessory panels and handles to coordinate with other Sub-Zero, Wolf, and Cove appliances
- Seamlessly integrating anywhere, undercounter wine storage adds comfort to your master suite, creates a corner for libations in the study—the options are endless
- Offers 24-bottle capacity
- Intuitive, on-door touch control panel offers ergonomic, convenient access to settings
- UV-resistant glass door shields wine from harmful light
- Soft-on LED lighting fully illuminates the interior when the door is open and can be adjusted to four unique stand-by accent lighting settings
- Control your appliance from wherever you are using our convenient Owner's App—adjust temperatures, be notified of a door left ajar, or receive remote service diagnostics
- Precision temperature control to within one degree of setpoint preserves wine at its optimal temperature
- Full-extension wine racks provide easy access to standard-size bottles, half bottles, and magnums without agitating others
- Inventory tile system aids collection organization

ACCESSORIES

- Custom Panel Lock Kit
- Dual Install Kit - Handle-to-Drawer
- Dual Install Kit - Handle-to-Handle
- Pro Handle
- Tubular Handle
- Wine Inventory Tiles
- Wine Inventory Tiles - Writable
- Stainless Steel Glass Door Panels
- Undercounter Solid Overlay Door
- Stainless Steel Dual Kickplates

Accessories are available through an authorized dealer.
For local dealer information, visit subzero-wolf.com/locator.



HANDLE ACCESSORIES

PRO



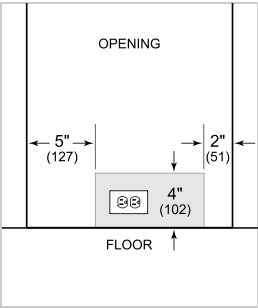
TUBULAR



PRODUCT SPECIFICATIONS

Model	DEU1550W
Dimensions	15"W x 34 1/2"H x 23 1/8"D
Door Clearance	17 1/2"
Weight	131 lbs
Electrical Supply	115 VAC, 60 Hz
Electrical Service	15 amp dedicated circuit
Wine Storage Capacity	24 Bottles

ELECTRICAL




NOTE: The electrical outlet must be positioned with the grounding prong to the right of the thinner blades.

PANEL SPECIFICATIONS For complete panels specifications including width/height, weight requirements and thickness requirements visit subzero-wolf.com/reveal.

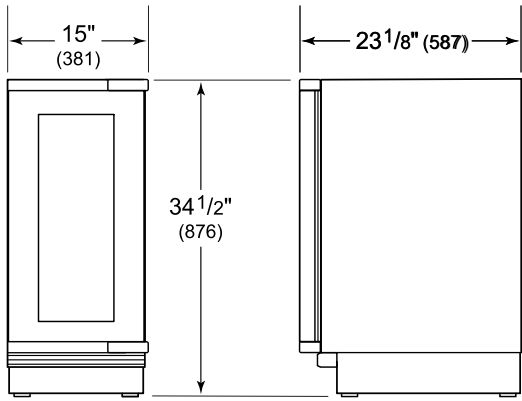
NOTE: Dimensions in parenthesis are in millimeters unless otherwise specified

INTERIOR VIEW

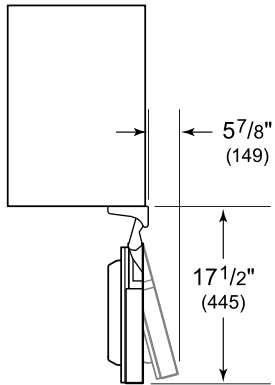


This illustration is intended for interior reference only and may not represent the exterior of the model being specified.

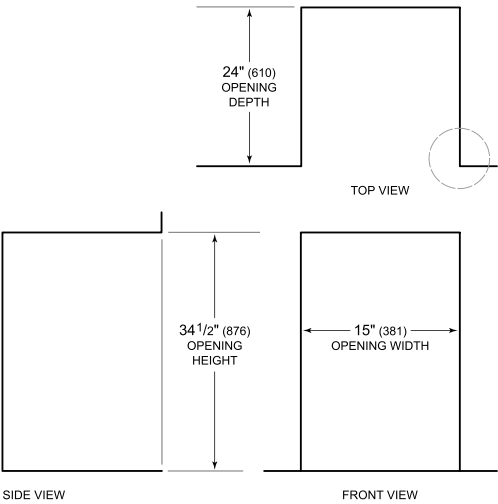
DIMENSIONS



HEIGHT DIMENSIONS $\pm 1/2"$ (13)



STANDARD INSTALLATION



NOTE: 3 1/2" (89) finished returns will be visible and should be finished to match cabinetry.

