

DEU2450R



FEATURES

- Fully customizable exterior—accepts custom panels for an integrated look within cabinetry or stainless-steel accessory panels and handles to coordinate with other Sub-Zero, Wolf, and Cove appliances
- Seamlessly integrating anywhere, undercounter refrigeration adds comfort to your master suite, creates a corner for libations in the study, provides subtle storage for delicate cosmetics—the options are endless
- Flexible storage options with one stationary and two adjustable shelves
- Two on-door shelves easily accommodate a wide variety of condiments and beverages, with ample room for larger two-liter bottles
- Intuitive, on-door touch control panel offers ergonomic, convenient access to settings
- Nano coating lines the perimeter of each glass shelf to create a hydrophobic barrier that helps contain spills
- Clear storage drawer provides quick access to essential items
- Offers precise temperature control within one degree of setpoint, preserving dairy, produce, craft beer, and other perishables at their optimal temperature
- Soft-on LED lighting fully illuminates the interior when the door is open
- Use our convenient Owner's App to remotely control temperature zones, be notified of a door left ajar, or receive remote diagnostics


ACCESSORIES

- Custom Panel Lock Kit
- Dual Install Kit - Handle-to-Drawer
- Dual Install Kit - Handle-to-Handle
- Outdoor Stainless Steel Solid Door Panel With Lock - Pro Handle, Left Hinge
- Outdoor Stainless Steel Solid Door Panel With Lock - Pro Handle, Right Hinge
- Pro Handle
- Tubular Handle
- Stainless Steel Solid Door Panels
- Stainless Steel Dual Kickplates

Accessories are available through an authorized dealer.  
For local dealer information, visit [subzero-wolf.com/locator](https://subzero-wolf.com/locator).



HANDLE ACCESSORIES



PRODUCT DETAILS

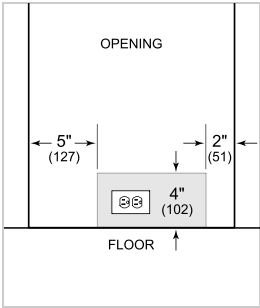
REFRIGERATOR

- One stationary and two adjustable shelves
- Two on-door shelves
- Clear storage drawer

PRODUCT SPECIFICATIONS

Model	DEU2450R
Dimensions	24"W x 34 1/2"H x 23 1/8"D
Refrigerator Capacity	5.4 cu. ft.
Weight	133 lbs
Electrical Supply	115 VAC, 60 Hz
Electrical Service	15 amp dedicated circuit
Receptacle	3-prong grounding-type

ELECTRICAL

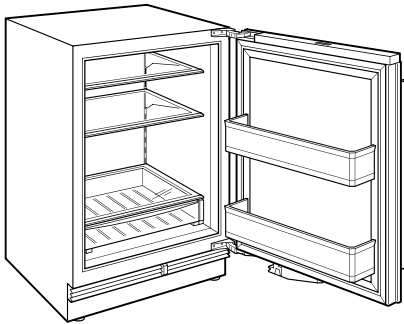


**NOTE:** The electrical outlet must be positioned with the grounding prong to the right of the thinner blades.

**PANEL SPECIFICATIONS** For complete panels specifications including width/height, weight requirements and thickness requirements visit [subzero-wolf.com/reveal](https://subzero-wolf.com/reveal).

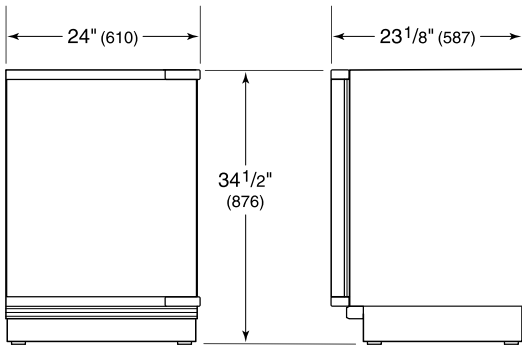
**NOTE:** Dimensions in parenthesis are in millimeters unless otherwise specified

INTERIOR VIEW

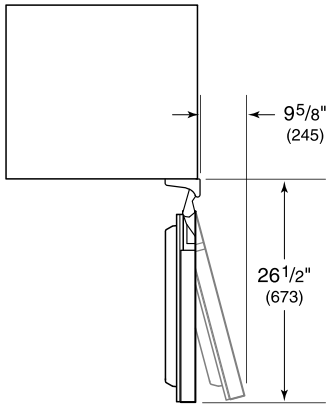


This illustration is intended for interior reference only and may not represent the exterior of the model being specified.

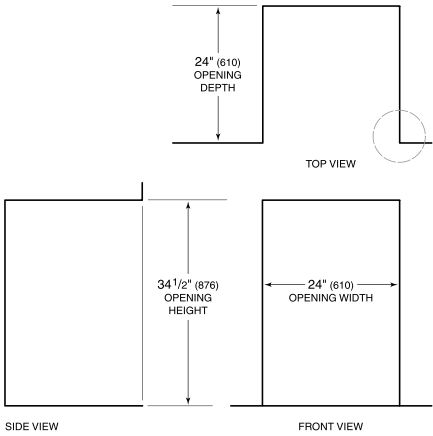
DIMENSIONS



HEIGHT DIMENSIONS  $\pm 1/2"$  (13)



STANDARD INSTALLATION



**NOTE:** 3 1/2" (89) finished returns will be visible and should be finished to match cabinetry.

