

DH24UWH

EAN Code	8017709344344
UPC Code	812895026436
Product family	Tumble dryer
Installation	Freesstanding
Drying system	Heat pump condenser
Loading type	Frontal load

















Aesthetic

Color	White	Front panel type	NovaCare
Control panel color	White	Door color	Black with chrome ring
LED display color	White	Door handle color	Black
Control buttons color	Black	Cabinet color	White
Control knob color	Black/Chrome		

Programs

Controls	Electronics
No. of programmes	15
Programs	

 Normal	 Timed Dry	Quick Dry
 Heavy Duty	 Speed Refresh	 Bulk/Bedding
 ECO Mode	 Synthetic Fabrics	 Sanitize
 Sportswear	 Mixed Load	 Quiet
 Delicates	 Denim	 Refresh

Special programs



Denim



Quick Dry



Sportswear

Quiet



Refresh

Display

Drying Level

Program duration

Time Drying

Delay start

Residual time indicator

Display type



Program progress indicator



End-of-cycle indicator



Clean-filter indicator

Yes

Indicator condense container full

Yes

Technical Features



Motor type	Inverter	Transparent door	Yes
Controls	Electronic	Door size	15 3/4 "
Drying cycle duration setting	10 to 160 minutes	Max. door opening angle	155 °
Cooling down phase	Yes	Door hinges	Right
Anti-wrinkle phase at the end of the cycle	Yes	Reversible door	Yes
Alternate drum rotation	Yes	Child lock	Yes
Internal light	Yes	Condenser position	On top
Combined filter	Yes	Heating pump system	Yes
Drum material	Stainless steel	Condenser drain hose	Yes
Drum volume	3,88 cu. ft.	Column installation, just with compatible washing-machine	With stacking kit, available as optional accessory

Performance / Energy label – Reg 2023



Noise level for the standard cotton programme at full load 66 dB(A) re 1 pW

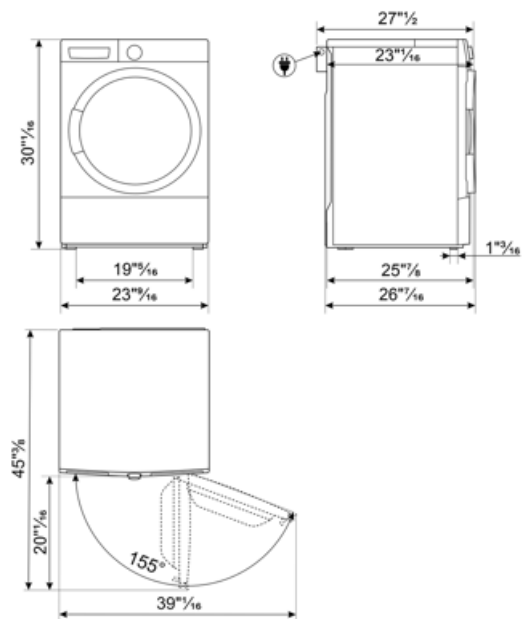
Electrical Connection

Connected power	800 W	Frequency	60 Hz
Current	15 A	Power supply cable length	59 1/16 "

Voltage (V)	210-240 V	Plug	(B) NEMA 14-30R
-------------	-----------	------	-----------------

Logistic Information

Width	23 9/16 "	Height	33 5/16 "
Depth	23 7/8 "		



Compatible Accessories



























KITSPNC

Stacking kit dedicated to WN & DN

KITSTWD

Symbols glossary

 <p>Easy Iron: this is an option which can be selected to ensure the finished laundry is left with less creases to make ironing easier.</p>	 <p>Child lock: some models are fitted with a device to lock the programme/cycle so it cannot be accidentally changed.</p>
 <p>Delay timer: can be set to run the programme at a convenient time or to take advantage of off-peak energy periods.</p>	 <p>LED display: to show programmes, functions and options selected and the time to the end of the cycle.</p>
 <p>40 cm: Large loading hatch of 40 cm in diameter, makes laundry loading and unloading easier and faster with maximum ease of use.</p>	 <p>End: Show the stage at which the program is in progress: the program has finished.</p>
 <p>Internal lights: help to illuminate the inside of the drum.</p>	 <p>Inverter technology: The evolution of Smeg's driers towards more intelligent and environmentally sustainable models has led to the choice of using Inverter technology with heat pumps, which reduces significantly energy consumption.</p>
 <p>Noise Level: Excellent insulation and special devices keep noise to a minimum.</p>	 <p>Use to wash your normally soiled, durable cotton and linen laundry. Although it washes longer than all other programmes, it provides high energy and water savings. Actual water temperature may be different from the stated wash temperature. When you load the machine with less laundry (e.g. ½ capacity or less), programme time may automatically get shorter. In this case, energy and water consumption will decrease more, providing a more economic wash. This programme is available in the models with the remaining time indicator.</p>
 <p>PRG_DR_COTTON_72dpi</p>	 <p>Delicate garments that allows the drying</p>
 <p>For fiber duvets indicating suitability on the label</p>	 <p>For high speed centrifuged jeans</p>
 <p>For synthetic fabrics without pigments and for cotton</p>	 <p>Short ventilation for cotton and linen garments without blowing hot air</p>
 <p>Drying syntetic, cotton or mixed garments</p>	 <p>Selection of timed cycles at low temperatures</p>
 <p>Jeans: a washing cycle which is kind to the colour and fabric of denim whilst minimising wrinkles.</p>	 <p>Super fast: a programme designed to wash small amounts of laundry fast, ideal for washing lightly soiled garments.</p>
 <p>Refresh: an ideal program to refresh the garments that have been kept for a long time indoors and eliminate unpleasant odors, without having to wash.</p>	 <p>Gym: Gym, a cycle designed for washing lightly soiled garments, ie sports wear, this is a fast wash which is also kind to fabrics.</p>
 <p>Shows the phase of program: Shows the phase in which the program is being.</p>	 <p>Special program for garments / fabrics, such as children's clothes, which require sanitized and delicate washing.</p>



Program dedicated to drying thick cotton laundry, such as towels, bathrobes, etc.



The noise level is minimized



Program for delicately treating garments in synthetic or mixed fabrics, such as t-shirts and blouses.