

DW8220



Product family	Dishwashers
Commercial height	82 cm
Installation	Fully-Integrated
N° baskets	3, Flexi
EAN code	8017709354251



Programs



Number of programs	10	Express 60°	Si
Washing temperatures	30, 50, 55, 70, 75 °F	Delicates	Yes
Express 27'	Yes	Normal	Yes
Automatic	Yes	Rinse	Yes
Intense	Yes	Eco express	Yes
Self Clean	Yes	Pots & Pans	Yes

Options



Dry Assist+ option	Yes	FlexiZone half-load option	Yes
Delay start	Up to 24 hours	Special programs option	Yes

Baskets



Basket color	Gray	Lower basket accessories	MultiLoad
Upper basket	1 foldable rack	Lower basket with anti-drip inserts	Yes
Upper basket height adjustment	On 3 levels	Colour Inner Components	Sage Leaf
Largest loadable dish in upper basket	25,0 inches	Cutlery basket	13 place settings
Lower basket	With 2 foldable racks		

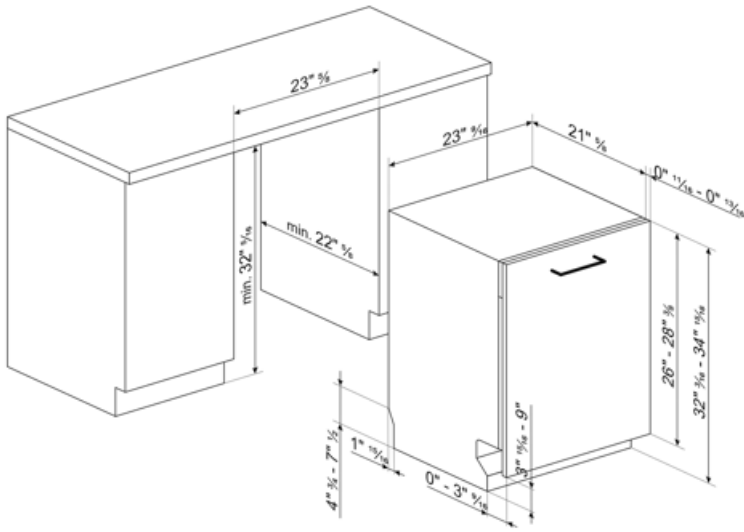
Technical Features



Width	23 9/16 "	Turbidity sensor	Yes
Depth	21 7/16 "	Aquatest	
Display type	LED display (3 digits)	Flood protection system	Single Aquastop
Height	32 3/16 "	Max water hardness	100°FH;58°dH
Display	Delay start, Program progress indicator	Drying system	Natural condenser drying, with Dry Assist + automatic door opening system at the end of the cycle
On/off indicator	Yes	Tube material	Stainless steel
Salt indicator	Light	Filter	Stainless steel
Rinse aid indicator	Light	Concealed heating element	Yes
Program progress indicator	Yes	Hinges	Self-balancing, Sliding, FLEXIFIT
End-of-cycle indicator	Acoustic signal	Min. and max. frontal panel weight	4.4 - 24.3 lbs
Auto switch-off	Yes	Min. and max plinth height	50 - 215 mm
Washing system	Orbital	Adjustable feet	2 3/4", from 32 1/4" to 35"
Third spray arm	Single	Airborne acoustical noise emissions dBA	44 dBA
Water softener	With electronic setting	Additional gaskets	Yes
		Back cover	Yes

Electrical Connection

Connected power	1100 W	Connection type	Single-phase
Current	13 A	Power supply cable length	140 "
Voltage	115 V	Plug	(B) NEMA 5-15P
Frequency (Hz)	60 Hz		



Compatible Accessories



KIT82SPRAN



KIT82SPRMW



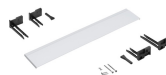
KIT82SPRX



KITFLEXI



KITJBDW



KITPL60B

Toekick Kit in White colour with adjustable height and deepness. Can be installed over all the fully integrated and underbench models with variable fulcrum or flexifit hinges.



KITPL60N

Toekick Kit in Black colour with adjustable height and deepness. Can be installed over all the fully integrated and underbench models with variable fulcrum or flexifit hinges.



KITPL60X























Toekick Kit in Stainless Steel with adjustable height and deepness. Can be fitted over all the fully integrated and underbench models with variable fulcrum or flexifit hinges.



KITPLV2

Kit extension for dishwasher and washing machine: lenght mt. 2

Symbols glossary

 <p>Acquastop: Some Smeg dishwashers are equipped with a simple Acquastop: float sensor in the bottom which is necessary to prevent an accidental leakage of water inside the appliance.</p>	 <p>Aquatest measures the clarity of the water during an auto program, and automatically ensures the minimum consumption of water and energy.</p>
 <p>Anti-drip: Some models of dishwashers are equipped with special polymer nozzles anti-drip, that improve the process of drying.</p>	 <p>COMM_HEIGHT_82_72dpi</p>
 <p>Delay Timer: The delay timer can postpone the start of the program by up to 24 hours.</p>	 <p>The Dry Assist + option, in addition to saving energy, ensures perfect drying of the dishes by opening the door automatically at the end of the wash c</p>
 <p>Models with new Flexi Fit hinges are able to be installed in kitchens with a plinth of just 5cms. With this new hinge design, the panel has a sliding movement from the bottom to the top, avoiding any possible interference of the panel with the plinth.</p>	 <p>FlexiZone: The ½ load flexizone allows you to wash a reduced load saving energy, water and time and there are no restrictions on where the items are placed.</p>
 <p>Inverter technology: The evolution of Smeg's driers towards more intelligent and environmentally sustainable models has led to the choice of using Inverter technology with heat pumps, which reduces significantly energy consumption.</p>	 <p>Noise Level: Excellent insulation and special devices keep noise to a minimum.</p>
 <p>Orbital wash system distributes water evenly throughout the 60cm dishwasher cavity, directing water with precision to ensure an excellent wash.</p>	 <p>Auto 45°- 65°: The auto programme regulates the length of a cycle depending on the need for a pre-wash and the number of rinses required.</p>
 <p>Delicate: Delicate washing program is designed for delicate dishes which are not heavily soiled.</p>	 <p>PRG_RINSE_72dpi</p>
 <p>Rapid 27 Mins: The rapid 27 mins quick program takes just 27 minutes to wash a load.</p>	 <p>Ultraclean: The Ultraclean option performs a final rinse at a high temperature of 70°C eliminating virtually all bacteria.</p>
 <p>The symbols show the number of plate settings of the dishwasher.</p>	 <p>System WaterSave ensures the best washing results with minimal water consumption depending on the model of dishwasher.</p>
 <p>...</p>	 <p>Dishwasher cleaning cycle. The cycle should be started with the machine empty, without dishes. It is recommended to run the program every 2-3 months, using special dishwasher detergents.</p>
 <p>SILENT: Wash cycle suitable for normally soiled dishes, even with dried-on residues. Ensures maximum noise reduction and is therefore ideal if you wish to run it during the night.</p>	 <p>Allows you to enable additional programs when selected together with any wash cycle.</p>