

ID-27R



FEATURES

- Accepts custom panels for an integrated look within cabinetry or stainless-steel accessory panels and handles to match other Sub-Zero, Wolf, and Cove products\*
- Controls temperature within one degree of setpoint
- Assure maximum freshness with low-temp, high-humidity crisper and deli drawers
- Locks in cold air to ensure freshness with magnetic door seals
- Control brightness with soft-on LED lighting
- Open and close doors silently with soft-close technology

ACCESSORIES

- 54" Stainless Steel Kickplate
- Dual Installation Kit
- Egg Container
- Reduced Toekick Divider
- Stainless Steel Pro Handles
- Stainless Steel Tubular Handles
- Stainless Steel Drawer Panels With Pro Handles - 4" Toe Kick
- Stainless Steel Drawer Panels With Tubular Handles - 4" Toe Kick
- Stainless Steel Tubular Handles

Accessories are available through an authorized dealer.  
For local dealer information, visit [subzero-wolf.com/locator](https://subzero-wolf.com/locator).



HANDLE ACCESSORIES



PRODUCT DETAILS

REFRIGERATOR

- Adjustable drawer dividers
- LED lighting

## DIMENSIONS

Technical drawings of the 300 Series refrigerator showing front and side views with dimensions.

**Front View Dimensions:**

- Width: 27" (686)
- Height: 34 1/2" (876)
- Top Panel Thickness: 1 1/4" (6)
- Upper Compartment Height: 13 5/16" (338)
- Lower Compartment Height: 10 9/16" (268)
- Lower Panel Thickness: 3/8" (10)

**Side View Dimensions:**

- Depth: 24" (610)
- Bottom Panel Thickness: 3 5/8" (92)

\*34" (864) MIN TO 35" (889) MAX

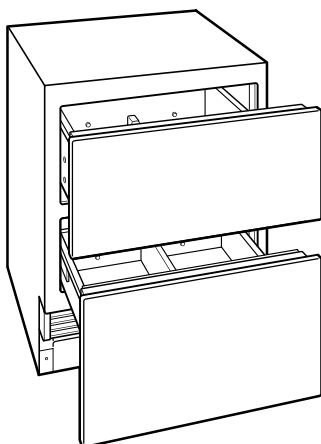
Diagram showing the height of the cabinet base from the floor to the bottom of the cabinet body, labeled as 17 3/4" (451).



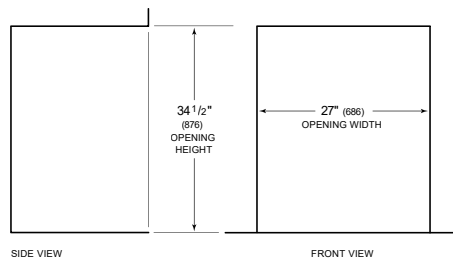
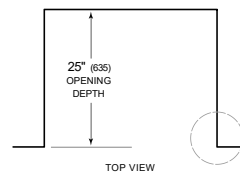
**PANEL SPECIFICATIONS** For complete panels specifications including width/height, weight requirements and thickness requirements visit [subzero-wolf.com/reveal](http://subzero-wolf.com/reveal).

**NOTE:** Dimensions in parenthesis are in millimeters unless otherwise specified

## STANDARD INSTALLATION



This illustration is intended for interior reference only and may not represent the exterior of the model being specified.



NOTE: 3 1/2" (89) finished returns will be visible and should be finished to match cabinetry

