

KBTU36X




Product family	Hood
Hood Type	Decorative wall hood
Design	Flat T-shaped
Extraction	Vented
Electronic control	Yes
Material	Stainless steel
Stainless steel type	Brushed
EAN code	8017709351519
Hood width	36 "
Aesthetics	Universal
Color	Stainless steel
Logo	Embossed



Controls

Control setting	Touch control back-lighted White
-----------------	-------------------------------------

Program / Functions

Speed levels	3
Intensive speed	
24h air replacement function	
Time-setting options	

Technical Features



No. of lights	2	No. of filters	3
Lighting	LED	Anti-grease filters	Aluminum
Light power	1.3 W	Filter replacement indicator	Yes
Dimmable light	Yes	Vent outlet	5 7/8 "
Light color temperature scale (°K)	3000 °K	Minimum distance from gas cooktop	750 "
Maximum extraction capacity at free mode	553.5 CFM	Minimum distance from electric cooktop	650 "
Motor power	350 W	Non-return valve	Yes

	□	□
--	---	---

Accessories Included

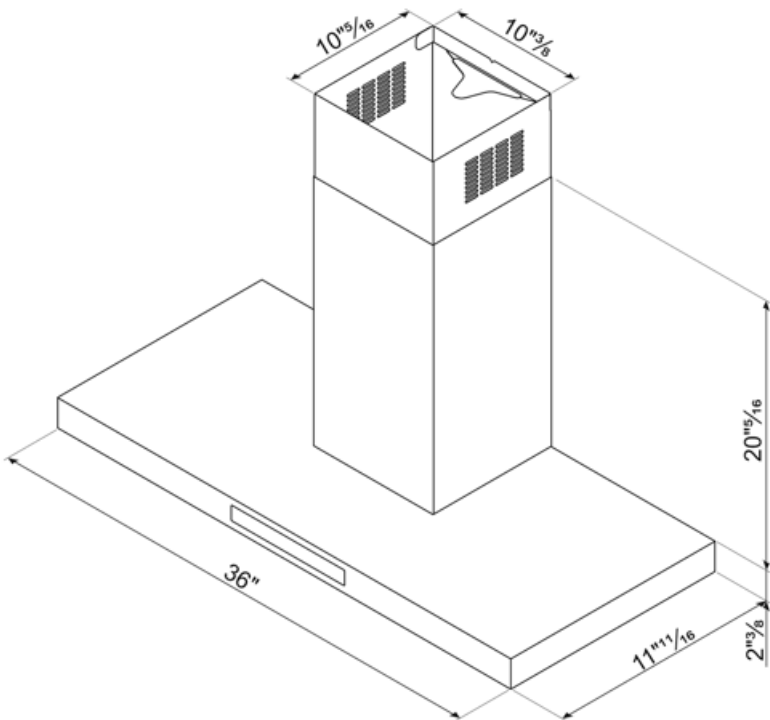
Vent reduction Yes

Electrical Connection

Plug	(B) NEMA 5-15P	Frequency (Hz)	60 Hz
Voltage	110-127 V	Power supply cable length	1500 "

Also available

Available colors Matt white, Matt Black



Compatible Accessories

FLT6U



KITCEKBT



Chimney extension, dimensions 261,5 * 260 * 830 mm suitable for T-shape hood KBT* & KBCT*, max height 1380 mm Stainless Steel

Alternative products



KBTU36AN

Color: Anthracite



KBTU36MW

Color: Stainless steel

Symbols glossary



24h: When selected this function refreshes the air for c. 10 minutes every hour over a 24 hour period, at minimum speed and an imperceptible noise level.



Filters: Model has filters to help remove grease from the steam emanating from the pans during cooking.



Switch off automatically: A special setting, to run after the end of cooking for a pre-set time and then switch off automatically.



...



Warning light(s): to advise when filters need changing.



Lights: All cooker hoods feature lights to illuminate the cooking area or add to the ambience of the kitchen.



Intensive/turbo setting: when extra fast extraction is required.

Benefit (TT)

Touch display back lighted white

Intuitive and immediate usability thanks to the elegant white LED backlit touch display