

# KBTU48X




Product family	Hood
Hood Type	Decorative wall hood
Design	Flat T-shaped
Extraction	Vented
Electronic control	Yes
Material	Stainless steel
Stainless steel type	Brushed
EAN code	8017709351540
Hood width	48 "
Aesthetics	Universal
Color	Stainless steel
Logo	Embossed



## Controls

Control setting	Touch control back-lighted White
-----------------	-------------------------------------

## Program / Functions

Speed levels	3
Intensive speed	
24h air replacement function	
Time-setting options	

## Technical Features



No. of lights	2	No. of filters	4
Lighting	LED	Anti-grease filters	Aluminum
Light power	1.3 W	Filter replacement indicator	Yes
Dimmable light	Yes	Vent outlet	5 7/8 "
Light color temperature scale (°K)	3000 °K	Minimum distance from gas cooktop	750 "
Maximum extraction capacity at free mode	553.5 CFM	Minimum distance from electric cooktop	650 "
Motor power	230 W	Non-return valve	Yes

	<div></div>	<div></div>
Intensive speed	419.5	72

Accessories Included

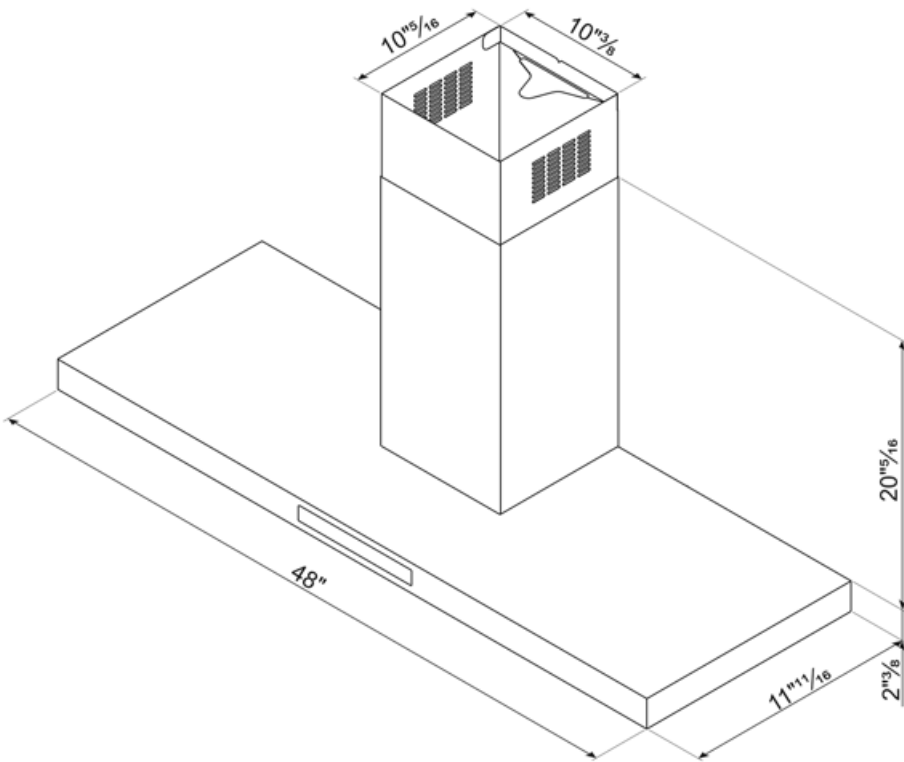
Vent reduction                      Yes

Electrical Connection

Voltage	110-127 V	Power supply cable length	1500 "
Frequency (Hz)	60 Hz		

Also available

Available colors                      Matt white, Matt Black



---

## Compatible Accessories

---

**FLT6U**



**KITCEKBT**



Chimney extension, dimensions 261,5 \* 260 \* 830 mm suitable for T-shape hood KBT\* & KBCT\*, max height 1380 mm Stainless Steel

---

## Symbols glossary

---



**24h:** When selected this function refreshes the air for c. 10 minutes every hour over a 24 hour period, at minimum speed and an imperceptible noise level.



**Filters:** Model has filters to help remove grease from the steam emanating from the pans during cooking.



**Switch off automatically:** A special setting, to run after the end of cooking for a pre-set time and then switch off automatically.



...



**Warning light(s):** to advise when filters need changing.



**Lights:** All cooker hoods feature lights to illuminate the cooking area or add to the ambience of the kitchen.



**Intensive/turbo setting:** when extra fast extraction is required.

---

## Benefit (TT)

---

### **Touch display back lighted white**

Intuitive and immediate usability thanks to the elegant white LED backlit touch display