

## OG42

## FEATURES

Two individually contained 25,000 Btu grill burners deliver exceptional high to low control

Have it built-in or make it a free-standing cart

Gain nuanced control and more taste from the direct and radiant heat provided by ceramic briquettes

Designed with a stainless-steel cover

Grill any time of day with LED-lit signature Wolf red control knobs

The two position rotisserie handles dishes large and small with a 16,000 Btu infrared burner

Resists the elements with its heavy-duty, all-weather stainless-steel construction

Using our easy-open, double-wall hood provides more heat for more efficient grilling

Illuminates your grilling surface with two powerful halogen lights

Eliminates the need for a pilot light with electric hot surface ignitors

Powerful 25,000 Btu infrared sear zone is perfect for searing in delicious flavor for mouthwatering results

## ACCESSORIES

18" Access Door - Left Hinge

18" Access Door - Right Hinge

30" Access Doors

36" Access Doors

42" Access Doors

42" Grill Liner

54" Access Doors

Black Knobs

Built-In Cover

Cart Cover

Combo Door and Drawer

Double Storage Drawer

Double Trash/Recycling Drawer

Griddle Plate

Outdoor Grill Cart

Paper Towel Drawer

Rotisserie Conversion

Short Dry Storage

Single Drawer Storage

Single Trash/Recycling Drawer

Tall Dry Storage - Left Hinge

Tall Dry Storage - Right Hinge



## KNOB OPTIONS



## GRILL SPECIFICATIONS

- Halogen lighting
- External reading thermometer
- Rotisserie
- 3 removable stainless steel burner grate; 1 warming rack
- Removable drip tray

Triple Storage Drawer

Trash/Recycling Drawers

Access Doors

Dry Storage

Accessories available through an authorized dealer.  
For local dealer information, visit [subzero-wolf.com/locator](https://subzero-wolf.com/locator).

Specifications are subject to change without notice. This information was generated on March 28, 2025. Verify specifications prior to finalizing your cabinetry/enclosures.

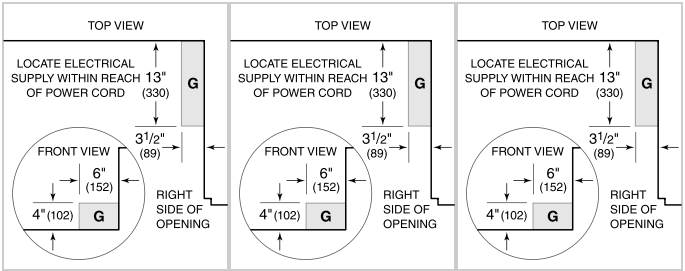
PRODUCT SPECIFICATIONS

Model	OG42
Dimensions	42"W x 27"H x 30"D
Weight	278 lbs
Electrical Supply	120 VAC, 60 Hz
Electrical Service	15 amp dedicated circuit
Gas Supply	3/4" ID line
Gas Inlet	1/2" NPT female
Power Cord Length	5 Feet
Receptacle	3-prong grounding-type

ELECTRICAL

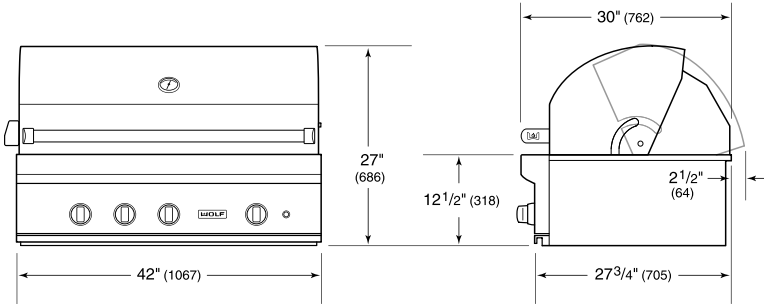
PLUMBING

GAS

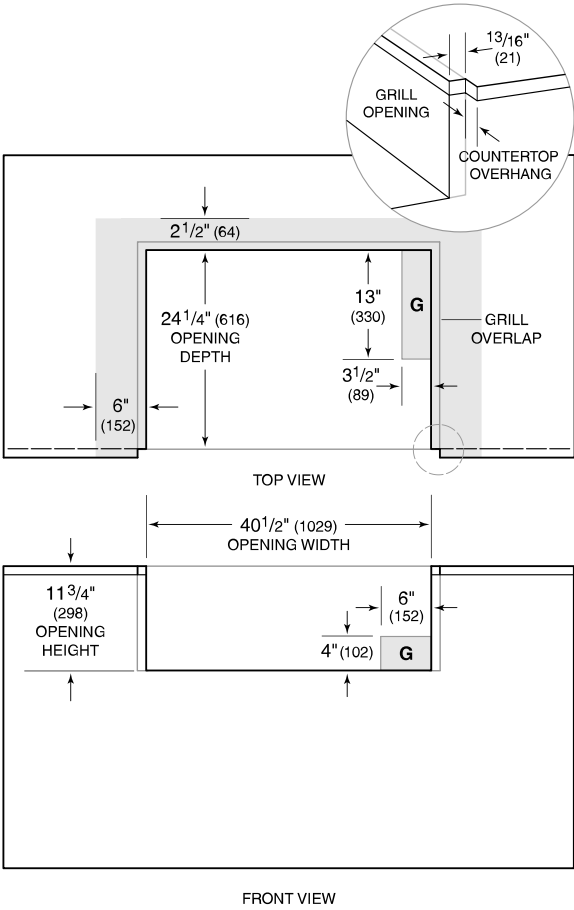


NOTE: Dimensions in parenthesis are in millimeters unless otherwise specified

DIMENSIONS



NON-COMBUSTIBLE INSTALLATION



NOTE: Shaded area above countertop indicates minimum clearance to combustible surfaces, combustible materials cannot be located within this area.