

FISHER & PAYKEL

DATA SHEET

Microwave Drawer, 24"

Model no:
OMD24SDB1
(refer page 2 for metric measurements)

Product Dimensions	Inch
Ⓐ Overall height	15 15/16"
Ⓑ Overall width	23 7/8"
Ⓒ Overall depth	23 5/16"
Ⓓ Height of chassis	14 3/4"
Ⓔ Width of chassis	21 15/16"
Ⓕ Depth of chassis	21 3/4"
Ⓖ Height of control panel	3 1/16"
Ⓗ Drawer opening distance	13"
Ⓘ Gap between door and control panel	3/16"
Ⓢ Height from bottom datum to bottom of door	1/4"
Ⓚ Height of door	12 7/16"
Ⓛ Depth of electrical inlet	4"
Ⓜ Width of electrical inlet	4 13/16"
Ⓝ Control panel depth	1 9/16"
Ⓞ Height to bottom of anti tip block	14 13/16"

*Anti tip block is not supplied with product. Include in cabinetry design

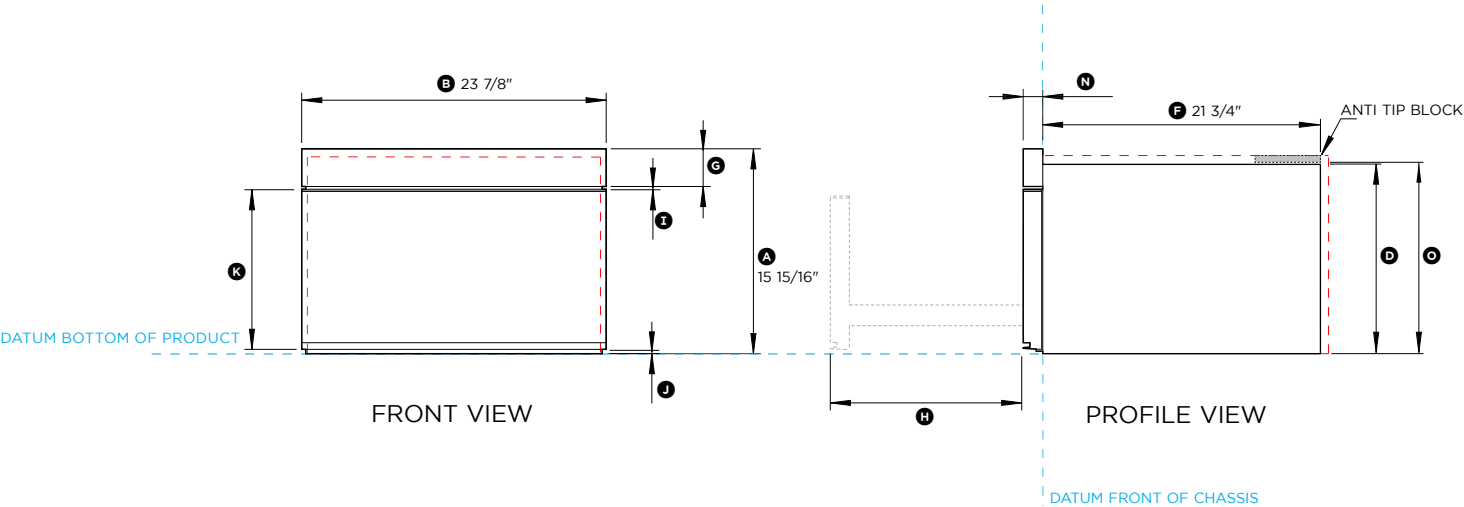
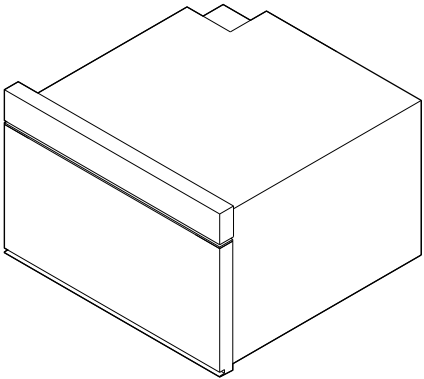
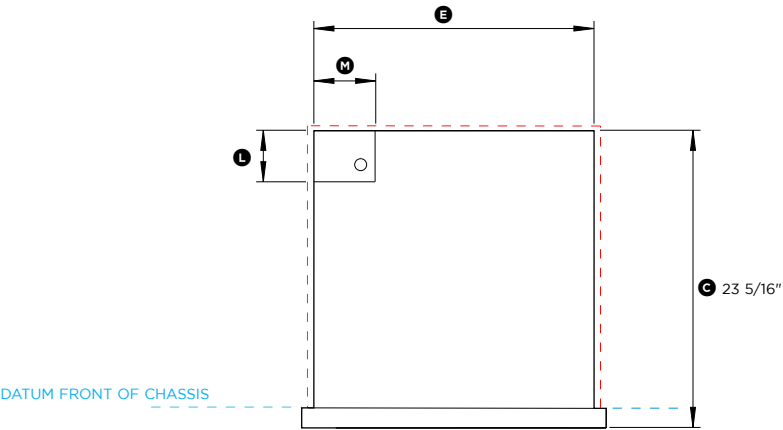
Dimension Clearances	Inch
Minimum inside height of cavity	15 1/12"
Minimum inside width of cavity	22 1/8"
Minimum inside depth of cavity	21 15/16"

IMPORTANT NOTE: For full installation and clearance details please refer to our installation manual.

INDICATES CABINETRY / PRODUCT DATUM -----
INDICATES CABINETRY CLEARANCES -----

DATE: 18.04.2023 90003032A

IMPORTANT NOTE: Throughout this guide, dimensions may vary by $\pm 2\text{mm}$ (1/16"). Please read the installation manual for detailed information on installing the product. For full installation instructions & specifications visit fisherpaykel.com



FISHER & PAYKEL

DATA SHEET

Microwave Drawer, 24"

Model no:
OMD24SDB1
(refer page 1 for imperial measurements)

Product Dimensions	mm
Ⓐ Overall height	405
Ⓑ Overall width	606
Ⓒ Overall depth	592
Ⓓ Height of chassis	374
Ⓔ Width of chassis	557
Ⓕ Depth of chassis	552
Ⓖ Height of control panel	78
Ⓗ Drawer opening distance	330
Ⓙ Gap between door and control panel	5
Ⓚ Height from bottom datum to bottom of door	6
Ⓛ Height of door	316
Ⓜ Depth of electrical inlet	102
Ⓝ Width of electrical inlet	122
Ⓟ Control panel depth	40
Ⓢ Height to bottom of anti tip block	377

*Anti tip block is not supplied with product. Include in cabinetry design

Dimension Clearances	mm
Minimum inside height of cavity	393
Minimum inside width of cavity	562
Minimum inside depth of cavity	557

IMPORTANT NOTE: For full installation and clearance details please refer to our installation manual.

INDICATES CABINETRY / PRODUCT DATUM -----
INDICATES CABINETRY CLEARANCES - - - - -

DATE: 18.04.2023 90003032A

IMPORTANT NOTE: Throughout this guide, dimensions may vary by $\pm 2\text{mm}$ (1/16"). Please read the installation manual for detailed information on installing the product. For full installation instructions & specifications visit fisherpaykel.com

