


PFD 102 i [120V/208-240V]

Integrated dishwasher, ADA compliant,
for large loads of dishware in households, offices and utility areas.



- Wash performance: 13 place settings in just 24 min*
- 13% less energy consumption
- Perfect lighting for easy loading – BrilliantLight
- Everything completely dry – AutoOpen assisted drying
- Intuitive to operate thanks to clear fascia panel design


* Depending on site conditions (temperature of incoming water / power connection) values given may vary.

EAN: 4002516366928 / Material number: 11605500 /
Old Material Number: 61010201CDN

Construction type and design	
Model	Integrated dishwasher
Range	ProfiLine
Wash system	Fresh water front loader
Number of levels	2
Front	Without front
Side walls	Galvanised
Control panel color	Clean Touch Steel
Minimum front panel weight in lbs (kg)	8 (4) lb (kg)
Maximum front panel weight in lbs (kg)	24 (11) lb (kg)
Application	
Suitable for retirement and care homes	•
Suitable for Bed & Breakfast	•
Suitable for child care facilities	•
Suitable for universities and schools	•
Suitable for offices	•
Suitable for domestic use	•
Suitable for small businesses	•
Suitable for sports clubs	•
Performance data	
Tested virucidal efficacy	•
Certified hygiene	•
Shortest program duration in min.	24
Maximum final rinse temperature in °F (°C)	180 (82)
Cleaning performance, place settings/cycle	13
Service life in wash cycles	12500
Miele MOVE	
Network-enabled with Miele MOVE	•
Control	
Control system	Electronic controls
Program selection	Program selectors
Max. delay start in h	24
Countdown indicator	•
Dishwashing programs [number]	8
Adjustable final rinse temperature	•
Program sequence indicator	•
Choice of display language	•
Check filter indicator	•
Standard electrical connection	
Electrical connection	2N AC 120/208-240V, 60HZ
Heater rating in kW	3.50-3.80
Total connected load in kW	3.70-4.00
Fuse rating in A	30
Length of power cord in ft (m)	5 (1.70)
NEMA plug: 14-30	•
Possible voltage variant 1	
Electrical connection	AC 120V 60HZ

PFD 102 i [120V/208-240V]

Integrated dishwasher, ADA compliant,
for large loads of dishware in households, offices and utility areas.




EAN: 4002516366928 / Material number: 11605500 /
Old Material Number: 61010201CDN

Heater rating in kW	1.30
Total connected load in kW	1.40
Fuse rating in A	15
Water connection/drainage	
Cold or hot water [number]	1
Required flow pressure in bar	1.00-10.00
Drain hose [DN]	22
Maximum delivery head for drain pump in inches (cm)	39 3/8 (100)
Integrated water softener	•
Maximum water hardness in gpg (mmol/l)	38.02 (6.50)
Water protection system	Waterproof system
Length of water inlet hose in inches (cm)	59 1/8 (150)
Length of water drain hose in inches (cm)	59 1/8 (150)
Dimensions and weight	
External dimensions, net height in inches	31 3/4 (805)
External dimensions, net width in inches	23 9/16 (598)
External dimensions, net depth in inches	22 1/2 (570)
External dimensions, gross height in inches	38 1/4 (970)
External dimensions, gross width in inches	26 7/16 (670)
External dimensions, gross depth in inches	27 3/16 (690)
Usable space in wash cabinet, width in inches (mm)	21 5/16 (540)
Usable space in wash cabinet, height in inches (mm)	20 1/8 (510)
Usable space in wash cabinet, depth of upper basket in inches (mm)	17 3/4 (450)
Usable space in wash cabinet, depth of lower basket in inches (mm)	17 3/4 (450)
In-feed height above floor in inches (mm)	8 5/16 (210)
Required niche width in mm	23 5/8 (600)
Net weight [kg]	102 (46)
Gross weight in lbs.	122 (55)
Maximum floor load in N/m ²	1000
Emission values	
Emission sound pressure level in workplace (LpA)	35 dB(A) re 20 µPa
Sound power (LwA) in dB(A) re 1 pW	0.0
Programs	
Normal Plus	•
Normal	•
SaniWash	•
Cold/Pre-wash	•
Glasses	•
Plastic	•
EnergySave/Economy	•
Intensive	•
Baskets	
ExtraComfort P baskets	•
Flexible FlexLine basket design	•
FlexCare glass holder [number]	2
FlexCare cup rack [number]	1
Cutlery basket	•

PFD 102 i [120V/208-240V]

Integrated dishwasher, ADA compliant,
for large loads of dishware in households, offices and utility areas.



EAN: 4002516366928 / Material number: 11605500 /
Old Material Number: 61010201CDN

Height-adjustable upper basket	•
Combinable with APFD 210 bottle basket	•
Features	
Commercial-grade electrical connection	•
Drying	Additional drying, AutoOpen assisted drying, Active condensation drying
1 Combi dispenser/door for powder and liquid media	•
LED Lighting	•
EcoFeedback	•
Child lock	•
Brilliant GlassCare	•
Wash cabinet made from high-quality stainless steel	•
Optical interface	•
SmartStart	•
FlexiTimer with EcoStart	•
Connection options	
Wi-Fi	•
Standards, test certificates, and symbols	
CE	•
Complies with Machinery Directive 2006/42/EC	•
VDE	•
EMC radio suppressed	•
DIN EN 17735	•
EN 1717	•
UL	•