

# RSDU36RX



<b>Product family</b>	Refrigerator
<b>Installation</b>	Built-in
<b>Category</b>	Single door
<b>Built-in niche</b>	>200
<b>Reference width</b>	Higher than 80
<b>Reference height</b>	Higher than 200
<b>No-frost system</b>	Total
<b>Cooling type</b>	No-frost
<b>Defrost</b>	Automatic
<b>Hinge</b>	Door-to-door
<b>Hinge position</b>	Right
<b>EAN code</b>	8017709332730



## Aesthetic

<b>Aesthetics</b>	Universal	<b>Side material</b>	Steel
<b>Color</b>	Stainless steel	<b>Logo</b>	Applied
<b>Material</b>	Steel	<b>Door shelf profile color</b>	Silver
<b>Door stainless steel type</b>	Normal	<b>Drawers profile color</b>	Silver
<b>Handle</b>	External	<b>Glass shelf profile color</b>	Silver
<b>Handle</b>	Fixed	<b>Display</b>	TFT
<b>Handle color</b>	Stainless steel	<b>Display position</b>	Internal
<b>Logo color</b>	Stainless steel		

## Refrigerator compartment features



<b>No. of adjustable shelves</b>	3	<b>Type of crisper cover</b>	Glass
<b>Number of fruit and vegetables drawers</b>	3	<b>Low temperature compartment</b>	Yes
<b>Type of adjustable shelves</b>	Glass	<b>Refrigerator lighting</b>	Yes
<b>Crisper drawer type</b>	Sliding crisper	<b>Refrigerator lighting</b>	LED
<b>Crisper cover</b>	Yes		

## Refrigerator Inner Door

<b>Number of adjustable door shelves</b>	3	<b>Door bin with wire support</b>	Yes
--	---	-----------------------------------	-----

**Adjustable door bins with wire support** Yes

## Other Refrigerator features



**MultiFlow** Yes

## Other technical features



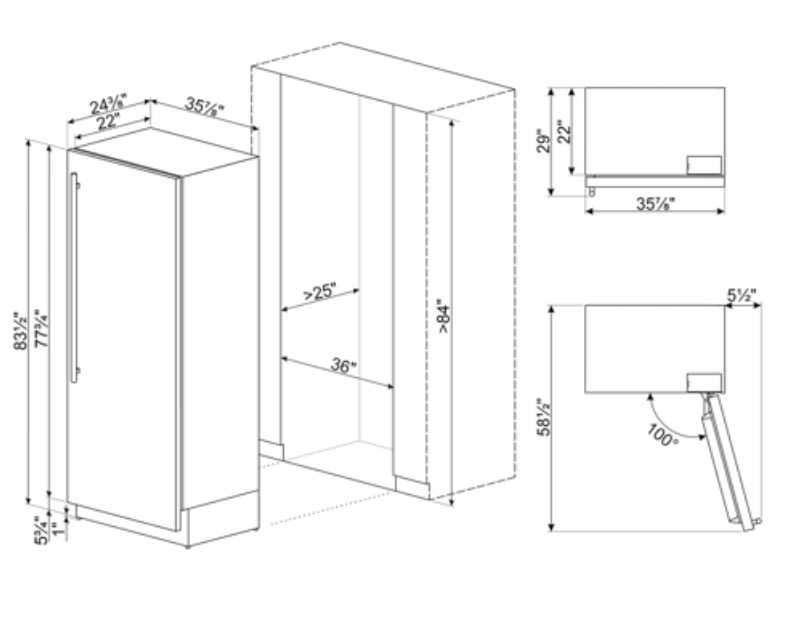
<b>Display functions</b>	Holiday, Fast-cooling, Temperature alarm, Showroom mode, Sabbath
<b>Power-on light</b>	Yes
<b>Temperature alarm</b>	Yes
<b>Door open alarm</b>	Yes
<b>Temperature Alarm</b>	Yes
<b>Temperature setting type</b>	Electronic
<b>No. of compressors</b>	2
<b>Refrigerant gas type</b>	R600a
<b>Compressor type</b>	Inverter
<b>Refrigerant quantity</b>	3.0 oz

## Performance / Energy Label

<b>Annual energy consumption</b>	355 KWh/year	<b>Total volume</b>	21.54 cu. ft.
----------------------------------	--------------	---------------------	---------------

## Electrical Connection







<b>Plug</b>	(A) USA & Mexico	<b>Frequency (Hz)</b>	60 Hz
<b>Current</b>	2 A	<b>Power cord length</b>	78 3/4 "
<b>Voltage (V)</b>	115 V		



---

## Symbols glossary (TT)

---

- |   |  |
|---|--|
|  <p>The automatic defrost system works by automatically defrosting at regular intervals eliminating the need to defrost altogether.</p> |  <p>Power saving mode: The power saving mode allows you to disable the refrigerator and keep the freezer working.</p>   |
|  <p>LED interior lighting: is a more energy efficient and long lasting way of illuminating the interior of the appliance.</p>           |  <p>Inverter technology: The evolution of Smeg's driers towards more intelligent and environmentally sustainable models has led to the choice of using Inverter technology with heat pumps, which reduces significantly energy consumption.</p> |
|  <p>Air plus: keeps food fresher for longer.</p>  |  <p>Sabbath: This function allows you to cook food during the Sabbath, the Holiday of rest in the Jewish religion, respecting the precepts. The oven works</p>  |