

# 24" Panel Ready Dishwasher

100 Series Plus – Panel Ready SHV4AEB3N



**SHV4AEB3N**  
Panel Ready

**Bosch dishwashers are so quiet, you may forget they're on. InfoLight® projects a red light onto the floor to let you know it's on.**

### Features & Benefits

48 dBA: Quietest dishwasher brand in North America.<sup>1</sup>

RackMatic® offers 3 height levels, for 9 possible rack positions. Lower to fit tall glasses above. Raise to fit tall pots below.

24/7 Overflow Protection System® helps prevent water leaks, even when your dishwasher is off.

Home Connect® lets you monitor and control your appliance remotely, via the Home Connect® app.

The Favorite button allows you to easily access your preferred cycle/option combination with 1 touch.

General Properties	
Wash cycles (control panel)	5 (Heavy, Auto, Normal, Speed60 (1hr Wash), Favorite)
Additional wash cycles (in Home Connect®)	3 (Delicate, Rinse, MachineCare)
Options (control panel)	3 (Sanitize, Remote Start, Extra Dry)
Additional options (in Home Connect®)	4 (Half Load, Eco, Extra Quiet, Fast Forward)
dBA	48
Wash system	PrecisionWash®
Drying system	PureDry®
Third rack	No
Rack adjustability	RackMatic®
Tub material	Stainless steel/polypropylene
Concealed heating element	Yes
Leak protection system	24/7 Overflow Protection
NSF®-certified <sup>2</sup> sanitize option	Yes
Water softener	No
Five-level wash	Yes
ChildLock	No
Home Connect®	Yes
Special features	InfoLight®
Efficiency	
Water usage per cycle	3.2
ENERGY STAR® Certified	Yes
Total annual energy consumption	240 kWh

Capacity	
Number of place settings	14
Technical Details	
Watts	1440 W
Current	12 Amps
Volts	120 V
Frequency	60 Hz
Power cord full length	67"
Power cord install length from edge of unit when facing the door (in) <sup>3</sup>	Left – 45" Right – 50"
Minimum water pressure	14 lb/sin
Length outlet hose	90 1/2"
Dimensions & Weight	
Overall appliance dimensions (HxWxD)	33 7/8" x 23 9/16" x 21 5/8"
Required cutout size (HxWxD)	33 7/8" x 24" x 24"
Adjustable feet	Yes
Net weight	62 lbs
Accessories—Optional	
Supply Hose Kit with Elbow	SMZSH1ABUC
Junction Box	SMZPCJB1UC
Drain Hose Extension Kit	SGZ1010UC
Stainless Steel Straight Bosch Bar Handle	SMZ1008UC
Edge Protector + Power Cord Clip Install Kit	SMZEPCC1UC



<sup>1</sup>Based on an average of sound ratings of 24" Full Size Stainless Steel Tub dishwashers contained in major brands websites. Major brands defined as Yipit Top 5 Market Share December 2024.

<sup>2</sup>Certification to NSF/ANSI Standard 184 for residential dishwashers.

**Accessories:** To purchase Bosch accessories, cleaners & parts please visit [www.bosch-home.com/us/store](http://www.bosch-home.com/us/store) or call 1-800-944-2904 (Mon to Fri 5 am to 6 pm PST, Sat 6 am to 3 pm PST).

**Notes:** All height, width and depth dimensions are shown in inches. BSH reserves the absolute and unrestricted right to change product materials and specifications, at any time, without notice. Consult the product's installation instructions for final dimensional data and other details prior to making cutout.

**Warranties:** Please see Use & Care manual or Bosch website for statement of limited warranty.

**For more information on our entire line of products, go to [www.bosch-home.com/us](http://www.bosch-home.com/us) or call 1-800-944-2904**

© BSH Home Appliances Corporation. All rights reserved. Bosch is a registered trademark of Robert Bosch GmbH.

# 24" Panel Ready Dishwasher

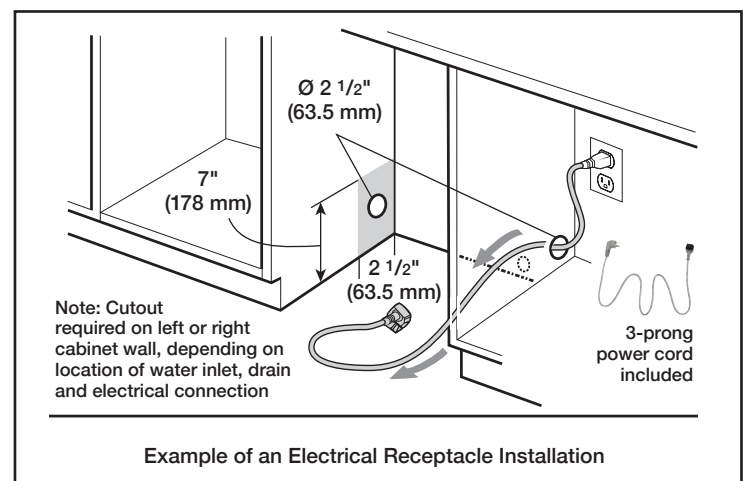
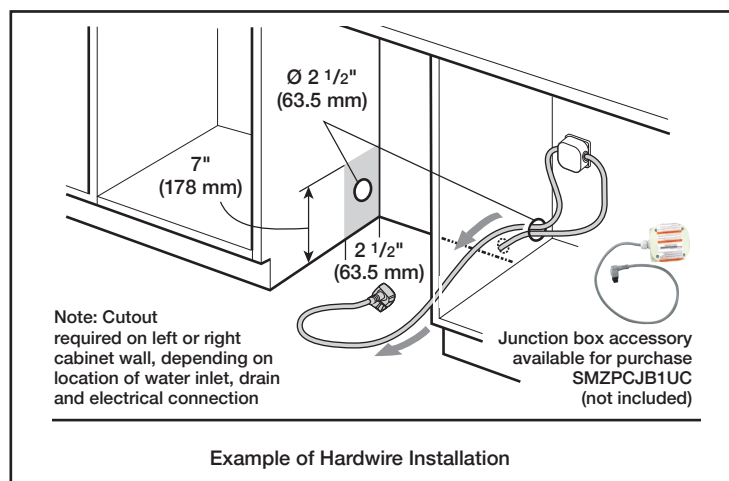
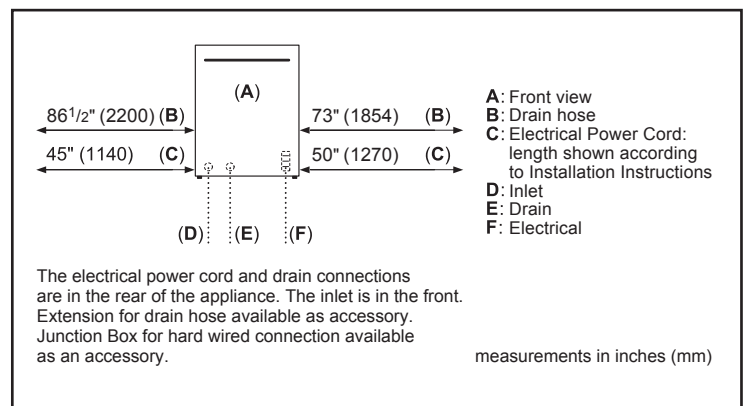
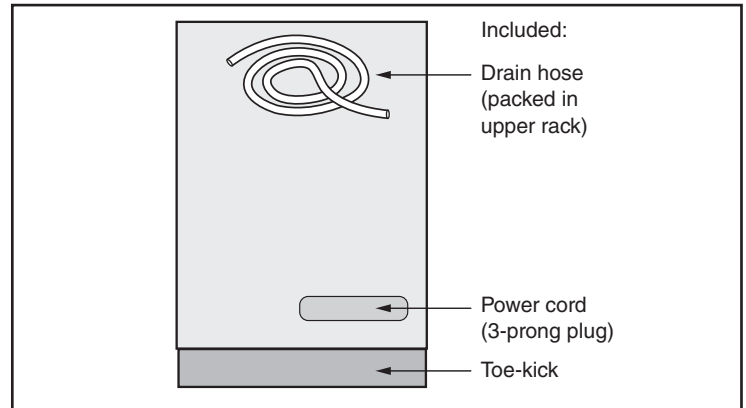
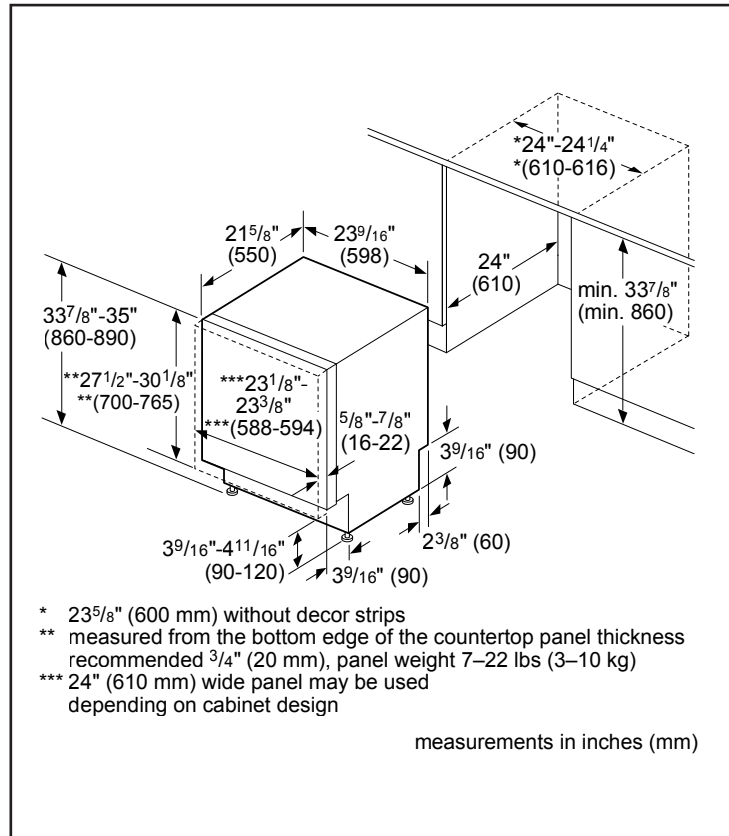
100 Series Plus – Panel Ready SHV4AEB3N



**BOSCH**

Invented for life

## Installation Details



**Accessories:** To purchase Bosch accessories, cleaners & parts please visit [www.bosch-home.com/us/store](http://www.bosch-home.com/us/store) or call 1-800-944-2904 (Mon to Fri 5 am to 6 pm PST, Sat 6 am to 3 pm PST).

**Notes:** All height, width and depth dimensions are shown in inches. BSH reserves the absolute and unrestricted right to change product materials and specifications, at any time, without notice. Consult the product's installation instructions for final dimensional data and other details prior to making cutout.

**Warranties:** Please see Use & Care manual or Bosch website for statement of limited warranty.

**For more information on our entire line of products, go to [www.bosch-home.com/us](http://www.bosch-home.com/us) or call 1-800-944-2904**

© BSH Home Appliances Corporation. All rights reserved. Bosch is a registered trademark of Robert Bosch GmbH.

# 24" Panel Ready Dishwasher

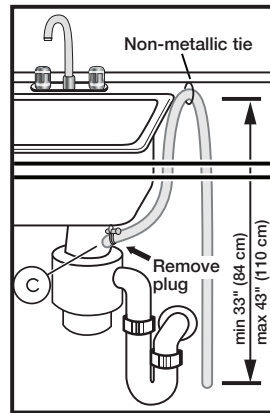
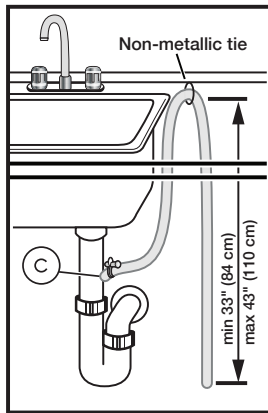
100 Series Plus – Panel Ready SHV4AEB3N



**BOSCH**

Invented for life

## Installation Details



Note: Plumbing installations will vary - refer to local codes. Drain hose included is 90 1/2" (230 cm) and can be extended to a maximum of 168 1/2" (428 cm).

Always use the approved drain hose extension kit (SGZ1010UC).

Ensure a portion of the drain hose is raised between min. 33" (84 cm) and max. 43" (110 cm) above the cabinet floor.

**Accessories:** To purchase Bosch accessories, cleaners & parts please visit [www.bosch-home.com/us/store](http://www.bosch-home.com/us/store) or call 1-800-944-2904 (Mon to Fri 5 am to 6 pm PST, Sat 6 am to 3 pm PST).

**Notes:** All height, width and depth dimensions are shown in inches. BSH reserves the absolute and unrestricted right to change product materials and specifications, at any time, without notice. Consult the product's installation instructions for final dimensional data and other details prior to making cutout.

**Warranties:** Please see Use & Care manual or Bosch website for statement of limited warranty.

**For more information on our entire line of products, go to [www.bosch-home.com/us](http://www.bosch-home.com/us) or call 1-800-944-2904**

© BSH Home Appliances Corporation. All rights reserved. Bosch is a registered trademark of Robert Bosch GmbH.