

SPO3050CM/B/T

FEATURES

Provides more cooking power than a traditional microwave and offers all-in-one oven versatility by combining microwave, convection, and broil technologies

Assures predictably delicious results with 10 microwave power levels, convenient quick-start modes, and an intuitive Gourmet mode

Includes two racks and two risers to improve air circulation and enhance browning

Fits a 9-by-13 pan in the 1.6 cubic feet, stainless-steel interior

The 8" full-color LCD touchscreen has an interface and aesthetics similar to other Wolf wall ovens for a cohesive user experience

The interface is easily customizable and intuitive, with on-screen messaging to guide you through the various modes and features

Soft-open and -close door provides the luxury feel Wolf is known for

The elegant, modern design perfectly pairs with a full suite of similarly styled Sub-Zero, Wolf, and Cove appliances

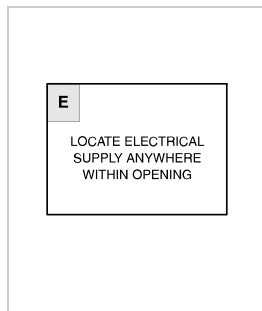
Master your technique with tips and recipes from the Mastering the Speed Oven guide



PRODUCT SPECIFICATIONS

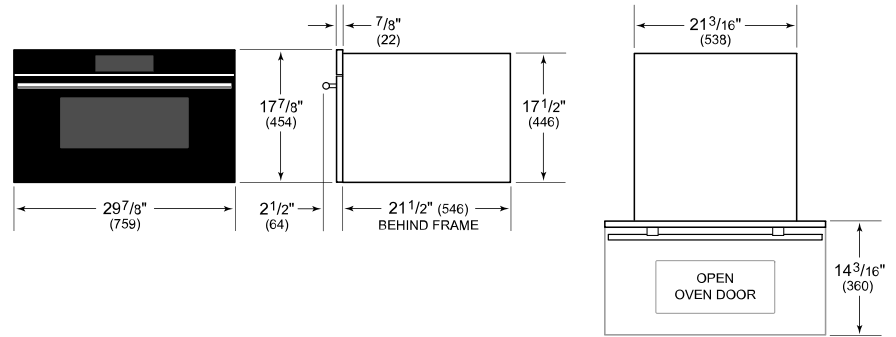
Model	SPO3050CM/B/T
Dimensions	29 7/8"W x 17 7/8"H x 21 1/2"D
Capacity	1.6 cu. ft.
Door Clearance	14 3/16"
Weight	103 lbs
Electrical Supply	grounded, 240/208 VAC, 60Hz
Electrical Service	15 amp dedicated circuit
Power Cord Length	6 Feet
Receptacle	NEMA 6-20R grounding type

ELECTRICAL

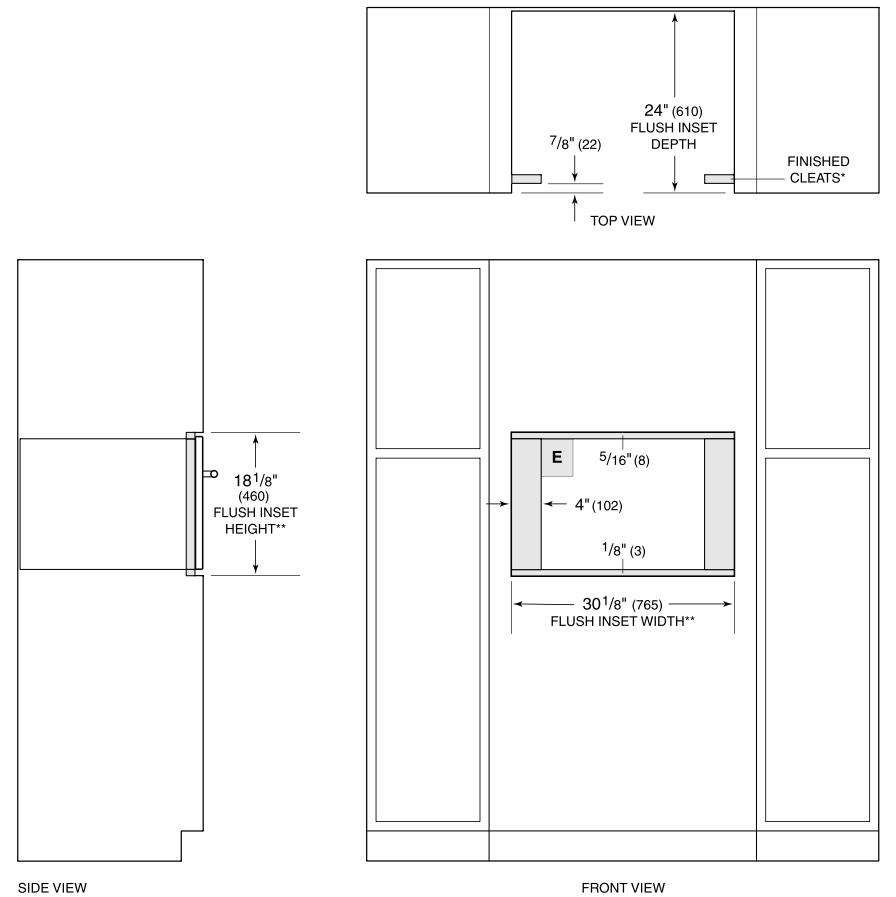


NOTE: Dimensions in parenthesis are in millimeters unless otherwise specified

DIMENSIONS



FLUSH INSTALLATION



*Will be visible and should be finished to match cabinetry.
**Dimension provides minimum reveals.