

SRT364C



FEATURES

Maintain control with four dual-stacked burners that go from 20,000 Btu down to a mere breath of flame

Simmer and melt sauces, soups, and marinades easily with the lower tier of the dual-stacked burner

Match other Sub-Zero, Wolf, and Cove products with heavy-gauge stainless steel and signature red infinite control knobs

Sear with a 16,000 Btu infrared charbroiler

Cleanup is a snap as sealed, seamless burner pans contain splashes and spills

Move pots and pans effortlessly across the continuous cast-iron grates

Reignites flame automatically with spark ignition system

ACCESSORIES

2-Burner Wok Grate

2-Burner Wok Grate

36" Brass Bezels

36" Brushed Stainless Bezels

36" Chrome Bezels

Filler Trim (2-pc)

High altitude conversion kits available

5" and 10" stainless steel risers, and 20" riser with shelf

Red, black, brushed stainless knob kits

Accessories available through an authorized dealer.

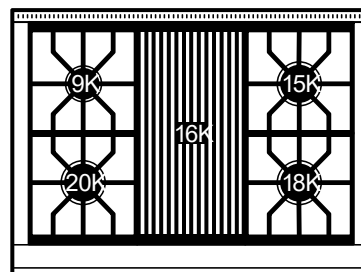
For local dealer information, visit subzero-wolf.com/locator.



KNOB OPTIONS



TOP CONFIGURATION



RANGETOP SPECIFICATIONS

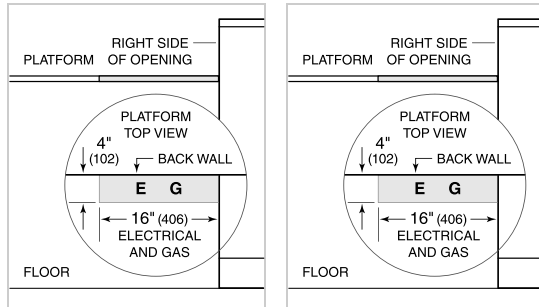
- Stainless-steel island trim (included)
- Stainless-steel bezels
- 1 - 9,200 Btu burner
- 1 - 15,000 Btu burner
- 1 - 18,000 Btu burner
- 1 - 20,000 Btu burner
- 1 - Infrared 16,000 Btu charbroiler

PRODUCT SPECIFICATIONS

| | |
|--------------------|-------------------------------|
| Model | SRT364C |
| Dimensions | 35 7/8"W x 8 1/2"H x 28 1/2"D |
| Electrical Supply | 120 VAC, 60 Hz |
| Electrical Service | 15 amp dedicated circuit |
| Gas Supply | 3/4" ID line |
| Gas Inlet | 1/2" NPT female |
| Receptacle | 3-prong grounding-type |

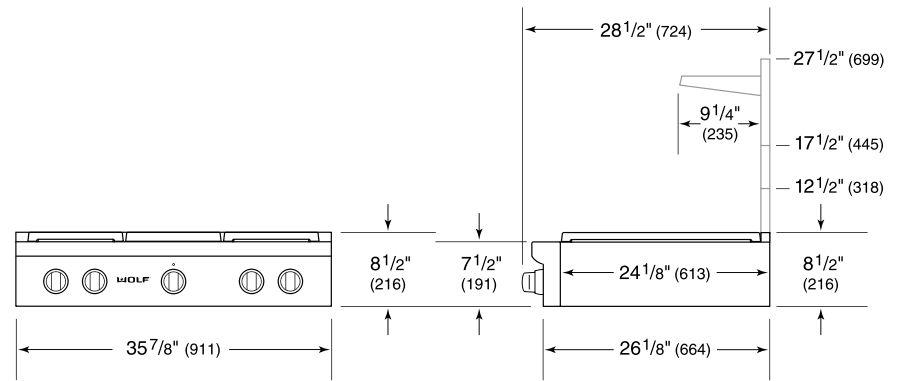
ELECTRICAL

GAS

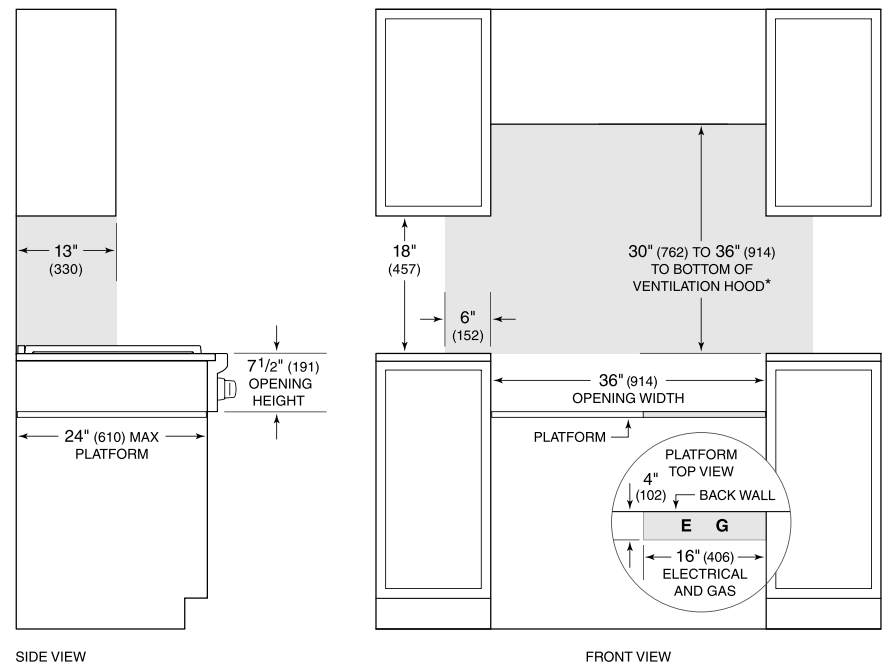


NOTE: Dimensions in parenthesis are in millimeters unless otherwise specified

DIMENSIONS



STANDARD INSTALLATION



**Without ventilation hood, 36" (914) minimum clearance countertop to combustible materials, 44" (118) for charbroiler.
 NOTE: Shaded area above countertop indicates minimum clearance to combustible surfaces, combustible materials cannot be located within this area.
 Electrical and gas supply located through bottom of platform.
 For island installation, 12" (305) minimum clearance back of range to combustible rear wall above countertop.*