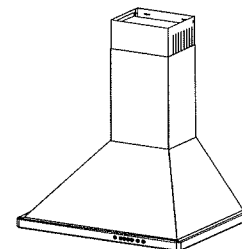




SPECIFICATION SHEET

MODELS WTT32I30SB, WTT32I36SB, WTT32I42SB RANGE HOODS



Traditional Italian design wall mount chimney hood. Design includes modern features and high performance necessary in today's upscale residential kitchens.

FEATURES

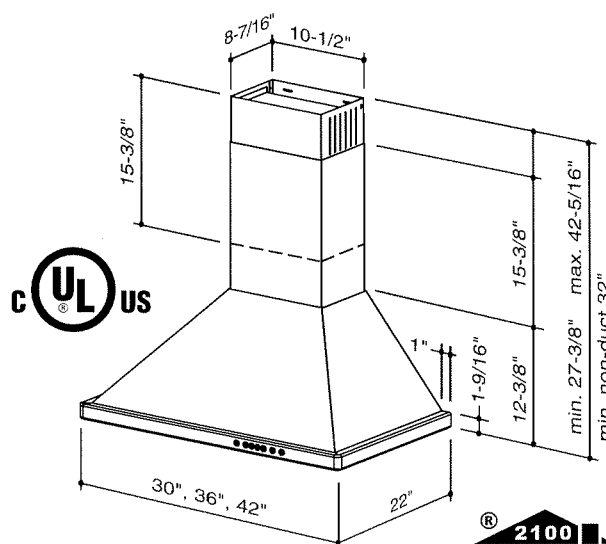
- Wall mount
- Finish: 430 Stainless Steel #4 Brushed
- Widths: 30", 36", 42"
- Depth: 22"
- Duct connector with back draft damper - 8" round
- Three-setting cook top lighting. Uses two (2), 50W, GU10 halogen lamps. Three (3) lamps on 42" wide hood. Bulbs included.
- Quick release stainless steel / aluminum mesh filters are dishwasher safe.
- 4-speed electronic push button control with blue backlit selection indicators.
- Powerful, centrifugal blower with high efficiency motor produces 600 CFM
- Quiet operation
- Heat Sentry™ - automatically turns blower to high speed when excess cooking heat is detected.
- Delay timer control automatically shuts off range hood after 5 minutes.
- Special control indicates when it's time to clean the filters.

SPECIFICATIONS

| MODEL NO. | VOLTS | AMPS | CFM / SONES (High Speed) | CFM / SONES (Low Speed) | DUCT |
|------------|-------|------|-----------------------------|----------------------------|----------|
| WTT32I30SB | 120 | 4.5 | 600 / 9.5 | 200 / 1.4 | 8" round |
| WTT32I36SB | 120 | 4.5 | 600 / 9.5 | 200 / 1.4 | 8" round |
| WTT32I42SB | 120 | 5.0 | 600 / 9.5 | 200 / 1.4 | 8" round |

OPTIONS

- Non-ducted kit - ANKWTT320 (for 30" wide hood), ANKWTT326 (for 36" & 42" wide hoods)
 - Charcoal filters included
- Flue extension for 10-foot ceilings - AEWTT32SB
- Make-up Air damper - MD6T (6" duct), MD8T (8" duct)
 - Transformer included
- Non-ducted Replacement Filters - AFCWTT32 (for 30" hood), AFCWTT326 (for 36" & 42" hoods)
 - Includes (2) filters

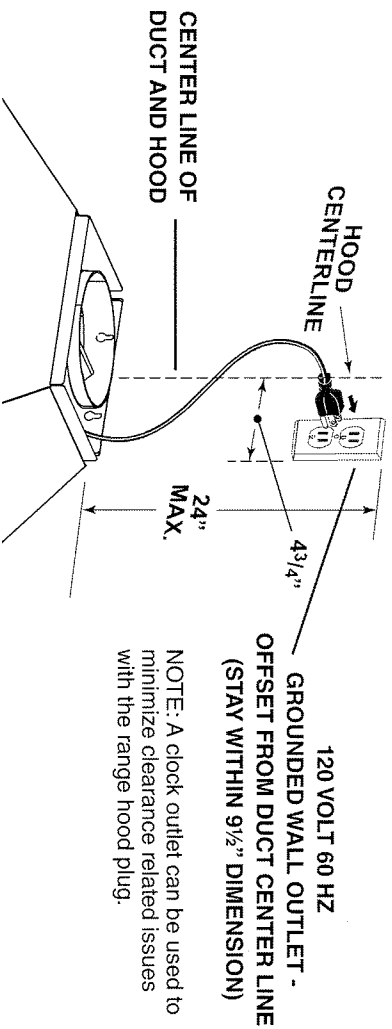


HVI-2100 CERTIFIED RATINGS comply with new testing technologies and procedures prescribed by the Home Ventilating Institute, for off-the-shelf products, as they are available to consumers. Product performance is rated at 0.1 in. static pressure, based on tests conducted in a state-of-the-art test laboratory. Sones are a measure of humanly-perceived loudness, based on laboratory measurements.

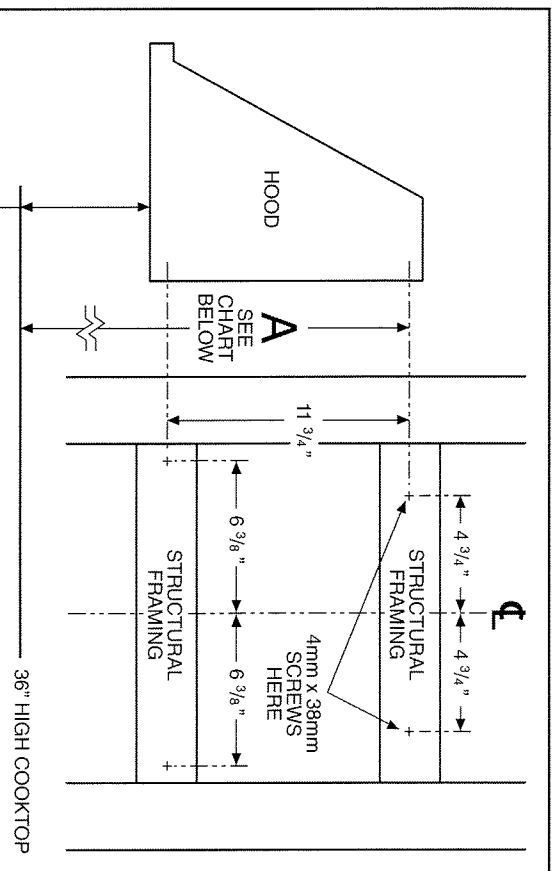
BEST Hartford, Wisconsin www.BestRangeHoods.com 800-558-1711

| REFERENCE | QTY. | REMARKS | Project |
|-----------|------|---------|-------------------|
| | | | Location |
| | | | Architect |
| | | | Engineer |
| | | | Contractor |
| | | | Submitted by Date |

WTT32I30SB, WTT32I36SB, WTT32I42SB WIRING



WTT32I30SB, WTT32I36SB, WTT32I42SB MOUNTING



| | 24" | 25" | 26" | 27" | 28" | 29" | 30" |
|------------------------|--|-----------|-----------|---------|---------|----------|----------|
| Ceiling Height | Upper Mounting Screws Location (Distance above 36" High Cooktop) (Dimension "A") | | | | | | |
| 8 Feet | 37-1/8" | 38-1/8" | 39-1/8" | 40-1/8" | 41-1/8" | *42-1/8" | *43-1/8" |
| 9 Feet | | | | | | | 43-1/8" |
| 9 Feet with AEWTT32SB | **37-1/8" | **38-1/8" | **39-1/8" | | | | |
| 10 Feet with AEWTT32SB | 37-1/8" | 38-1/8" | 39-1/8" | 40-1/8" | 41-1/8" | 42-1/8" | 43-1/8" |

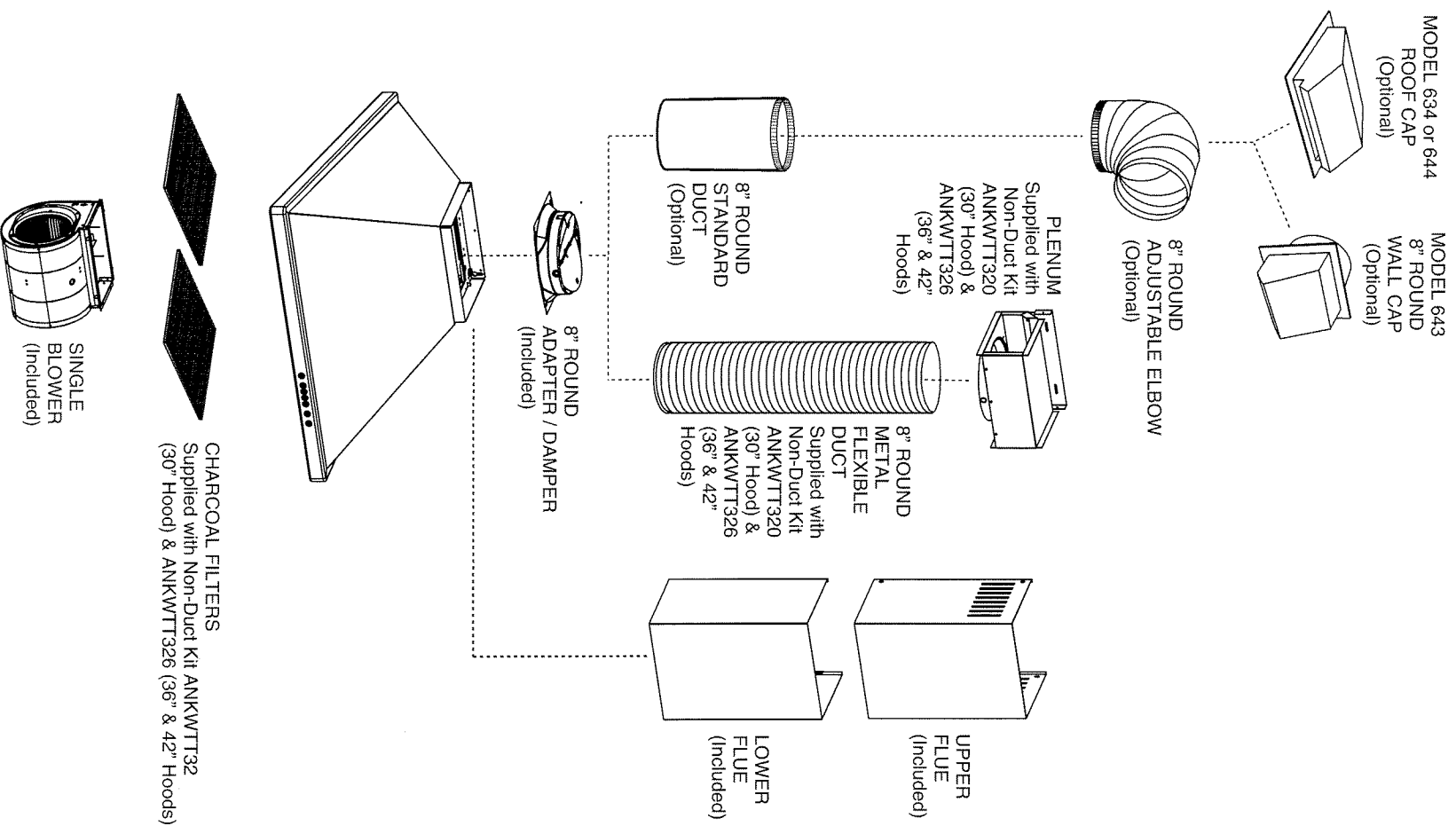
* Not applicable for non-duct installation.

** For non-duct installation, use upper flue from AEWTT32SB and lower flue from standard hood.

best

BEST Hartford, Wisconsin www.BestRangeHoods.com 800-558-1711

WTT32I30SB, WTT32I36SB, WTT32I42SB RANGE HOOD SYSTEM



best

BEST Hartford, Wisconsin www.BestRangeHoods.com 800-558-1711